




August 2026 Kids' Lead Titles


Deborah Frenkel

Daniel Gray-Barnett



The Thing About Dads

thames
& hudson



The Thing About Dads


Deborah Frenkel, illustrated by Daniel Gray-Barnett

From an award-winning duo comes a rhyming ode to the dads who make life extraordinary. Big hugs, bad jokes and endless love: this is dad-ing.


- From the bestselling author Deborah Frenkel and award-winning illustrator Daniel Gray-Barnett comes a heartfelt celebration of fatherhood.
- A joyful ode to dads' special knack for turning ordinary days into awesome ones.
- Deborah Frenkel has topped bestseller charts with her CBCA and ABIA award-winning work including the National Simultaneous Storytime bestseller *The Truck Cat*. Daniel Gray-Barnett is an acclaimed and globally recognised illustrator who has worked on books such as the Joseph Coelho *Poems Aloud* series.
- Perfect Father's Day gift - a heartfelt, humorous picture book celebrating dads in all their forms. Showcases diverse father figures and everyday moments families will recognise.
- Sequel *The Thing About Mums* coming April 2027, creating strong cross-promotion opportunities.
- Includes teachers' notes written by teacher-librarian.

AU \$24.99 | NZ \$29.99
9781760765194
32 Pages | Hardcover
Ages 4 to 6
250 mm x 220 mm
Thames & Hudson Aust


The thing about dads is,
they sometimes look tough,




But they're usually filled with the softest of stuff.



The thing about dads is, they hide in the loo...



Then emerge full of crazy ideas you can do.





One thing about dad-ing:
there's all kinds of ways.



Some dads are born




and some dads are made.

The thing about dads is, they'll snore through the night...

But as soon as you need them, they're on like a light.





The thing about dads is, their jokes can be bad,

But when they get silly, it's hard to stay mad.




The thing about dads is,



they don't check the weather...



But you'll never be cold when you wander together.



For a dad, the world's full
of things worth exploring.

They make even ordinary things seem un-boring.



The Thing About Dads

Deborah Frenkel, illustrated by Daniel Gray-Barnett

KEY PUBLICITY INFORMATION

- Deborah Frenkel is an award-winning picture book writer.
- Her books include 2025's CBCA and ABIA Picture Book of the Year and National Simultaneous Storytime title *The Truck Cat*, as well as *How to Get Home*, *100 School Days*, *The Sydney Harbour Fairy*, *Boldilocks* and *Naturopolis*.
- Daniel Gray-Barnett is a self-taught award-winning illustrator. His books have been recognised by the Australian Children's Book Council, the Society of Illustrators and the International Youth Library.
- Daniel's second child was born while working on the book. His journey in fatherhood has been unique and modern, being part of a family with two dads who had their kids via a surrogate. This has made him passionate about the deeper exploration and more nuanced look at the relationship we have with modern-day fathers.
- Deborah is based in Melbourne, Victoria and Daniel is based in the Huon Valley, Tasmania.



The Thing About Dads

Deborah Frenkel, illustrated by Daniel Gray-Barnett

CAMPAIGN STRATEGY

- **Target Audience:** Young dads – current and expecting, mums – current and expecting, grandparents – current and expecting.
- **Key Insight/USP:** There are many ways to be a father.
- **Tagline:** A celebration of dad-ness.
- **Campaign Vision:** Make this THE Father's Day picture book.
- **Campaign Goals:**
 - Leverage Deborah's huge recent success – and appeal of the award-winning team
 - Tap into inclusive nature of the book



The Thing About Dads


Deborah Frenkel, illustrated by Daniel Gray-Barnett

PROMOTIONAL CAMPAIGN

- Pitching for **review and extract** to **kids' media** including *Kids' Book Review*, *Kids Corner* and *Magpies Magazine*, as well as across **kids' book review sections** across **weekend supplements**.
- Pitching Deborah for **author profiles** across **kid's focused, lifestyle** and **broad media**.
- Pitching for Melbourne-based **story time events**.
- **Targeted influencer campaign**.



Pictured top left: Deborah Frenkel
Pictured bottom left: Daniel Gray-Barnett



The Thing About Dads

Deborah Frenkel, illustrated by Daniel Gray-Barnett

From an award-winning duo comes a rhyming ode to the dads who make life extraordinary. Big hugs, bad jokes and endless love: this is dad-ing.

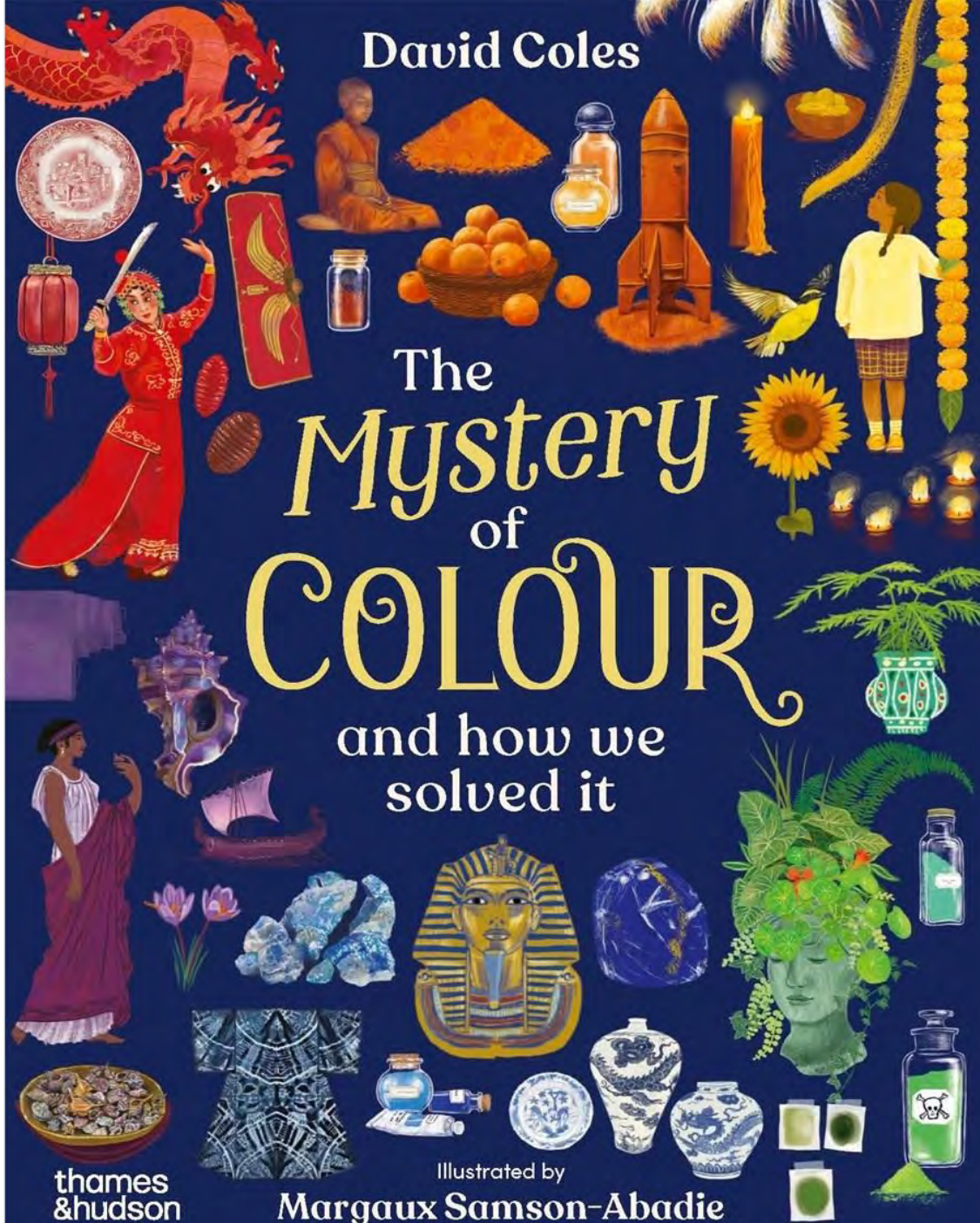
- From the bestselling author Deborah Frenkel and award-winning illustrator Daniel Gray-Barnett comes a heartfelt celebration of fatherhood.
- A joyful ode to dads' special knack for turning ordinary days into awesome ones.
- Deborah Frenkel has topped bestseller charts with her CBCA and ABIA award-winning work including the National Simultaneous Storytime bestseller *The Truck Cat*. Daniel Gray-Barnett is an acclaimed and globally recognised illustrator who has worked on books such as the Joseph Coelho *Poems Aloud* series.
- Perfect Father's Day gift - a heartfelt, humorous picture book celebrating dads in all their forms. Showcases diverse father figures and everyday moments families will recognise.
- Sequel *The Thing About Mums* coming April 2027, creating strong cross-promotion opportunities.
- Includes teachers' notes written by teacher-librarian.

AU \$24.99 | NZ \$29.99
9781760765194
32 Pages | Hardcover
Ages 4 to 6
250 mm x 220 mm
Thames & Hudson Aust

David Coles

The
Mystery
of
COLOUR

and how we
solved it



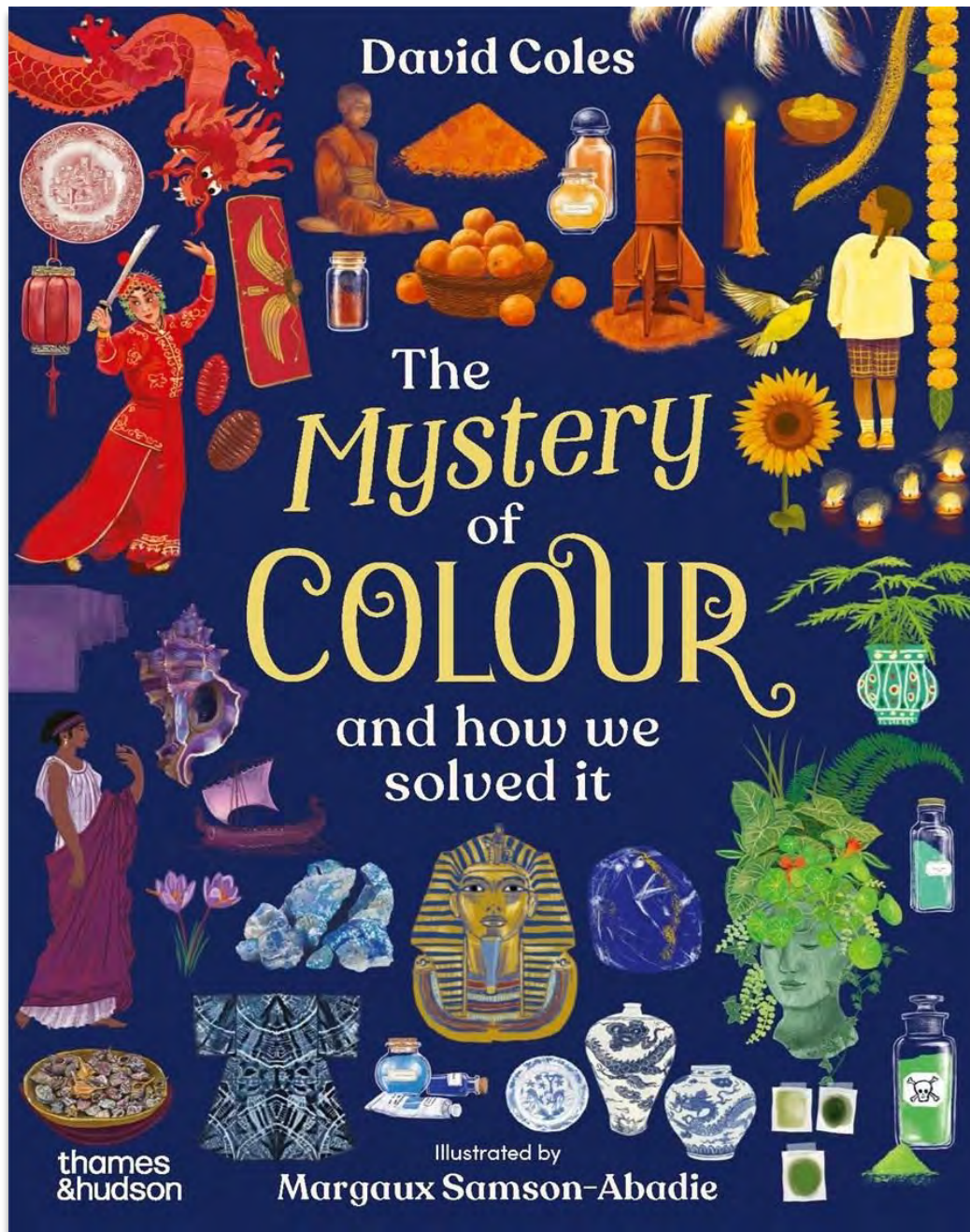
thames
& hudson

Illustrated by
Margaux Samson-Abadie

ALSO AVAILABLE



9781760760021



The Mystery of Colour

AND HOW WE SOLVED IT

David Coles, illustrated by Margaux Samson-Abadie

Travel through time to learn how artists and inventors unlocked the rainbow and changed the way we see the world.

- Written by a master paint maker and colour expert, this book will inspire curious minds to see colour in a whole new way!
- Art meets history - tells the story of colour through exciting historical anecdotes involving alchemy, accidental discoveries, beetles and bones to explain each colour and its impact on art.
- Includes thirteen notable artworks - the power of colour discoveries are showcased throughout with the work of artists, including Vincent van Gogh, Paul Klee, Margaret Olley and more.
- Expert author – adapted for children from the acclaimed adult nonfiction *Chromatopia* by David Coles, a renowned master paint maker who understands colour at a professional level, making the content both authentic and educational.
- Premium design - cover includes gold foil, debossing and spot gloss, giving the book a luxurious, gift-worthy feel that stands out on shelves.
- Hands on creativity - includes child-friendly recipes for making your own paint colours written by a master paint maker.

AU \$34.99 | NZ \$39.99
9781760765422
56 Pages | Hardcover
Ages 7 to 10
Illustrated throughout
300 mm x 230 mm
Thames & Hudson Aust

Is your favourite colour

Blue?

Then you're not alone! In fact, blue is the world's most popular colour. Even though we see the colour every day, blue pigment is rare in nature. It took thousands of years before people figured out how to make an artificial blue that could capture the beauty of the sea and sky.



We live on a blue planet . . .

More than half of Earth is naturally blue – and that's not even including the sky!

But did you know the blue sky is just an illusion? Sunlight actually contains every colour of light, but when it hits Earth's atmosphere, blue light becomes the most visible. That's because blue light waves are short, so they bounce off the water and gas particles in the atmosphere more than most other colours. When we look up, those blue light waves bounce right into our eyes . . . so we see blue!

Because the sky looks blue, many cultures through human history have considered blue a spiritual colour – literally, the colour of heaven.

. . . but blue pigment is hard to find

Even though blue is everywhere we look and has so much spiritual meaning, it's hard to find blue pigment in nature. For a long time, people could only use white, black, yellow, red or brownish pigments to paint with. Then the ancient Egyptians made a big blue breakthrough.



EGYPTIAN BLUE

Around 5000 years ago – about the same time they were building the Great Pyramids – ancient Egyptians discovered how to make artificial blue pigment. This was a big moment, because in their culture, blue was the colour of the heavens. Now they could finally paint what it looked like!

So what was the recipe for Egyptian blue? First, you had to dig up sand and extract certain minerals from it – lime, copper, silica and natron. Then you mixed them together, and placed the mixture in one of the kilns used for glazing ceramic pottery. As it heated in the kiln, the mixture turned bright blue – as long as you made sure the temperature stayed around 830°C. That's a hot recipe for such a cool colour!

Heavenly hue

The famous crown of Queen Nefertiti owes its colour to Egyptian blue. This heavenly hue was also used for painting murals, sculptures and sarcophagi (the fancy coffins Egyptians used to bury their mummified pharaohs). If you've ever visited a museum exhibit about ancient Egypt, it's very likely you'd have seen the very first human-made blue there.




LAPIS LAZULI

This vibrant blue colour was once more precious than gold. Lapis lazuli sounds like the name of a movie villain, but it's actually a very expensive bright blue rock. Why was it so valuable? Well, for 8000 years, the only place you could find this stone was the remote mountains of Afghanistan – it wasn't easy to get your hands on!

At first, people just ground up lapis lazuli rock to use as a pigment – but this resulted in a weak colour. By the 9th century, alchemists, who were early scientists, had figured out a better way to use lapis lazuli. After grinding it up, you had to mix in wax and resins, and soak it in a special liquid that would draw out the blue mineral lazurite. This bright pigment was known as ultramarine.

Why ultramarine?

Ultramarine comes from the Latin word *ultramarino* which means 'a blue from beyond the seas'.



Blue IN ART

For a long time blue was expensive to use in art. Then in the 18th century, a new blue entered the scene: Prussian blue was the first synthetic colour created. Synthetic colours are made by chemists, rather than with natural ingredients. Their discovery revolutionised art, paving the way for artists to depict the sky and the sea in beautiful blues.



The Great Wave off Kanagawa (1830–2) is a woodblock print by Japanese artist **Katsushika Hokusai**. It shows a giant blue wave curling over small boats. Hokusai used Prussian blue to make the water look deep, powerful and alive. The wave almost seems to move! Even Mount Fuji in the background looks tiny next to the ocean's blue energy.



Ken Done's Sydney Harbour paintings use bright bold blues to set a scene of fun, sunny energy. **Postcard from Sydney I** (1995) shows one of the many versions he's painted of the Opera House and Harbour Bridge.



Is your favourite colour

Purple?

For thousands of years, purple was seen as the colour of kings, queens, emperors and empresses. But in truth, it was probably the most disgusting, too! For a long time, the only way to make purple was from snail mucus, often with urine added – and that meant purple had its own stinky scent. Ew!





Mystical and Majestic

Purple is the most extravagant of colours. It appears in sunsets, sunrises and in the magical Northern and Southern lights, but it is not a colour seen often in the natural world. So when purple was first 'discovered' it's no wonder it became a colour that represented majesty and mystery.

During the Roman Empire, the emperor was known as 'The Purple' because this was the colour of his robe. Only royalty were allowed to wear the purple. Anyone else would be arrested!

In the ancient Mayan, Aztec and Incan cultures, purple was the colour of religious ceremonies. In Japan, purple meant status and wealth, and in China, it was the colour of the ruling class. In all these places, purple pigment was so rare, it made the colour feel extra precious.

The word 'purple' comes from the ancient word *purpura*. *Purpura* was the name for the famous dye made from the slime of a Mediterranean sea snail – a dye we now call 'Tyrian purple'.

TYRIAN PURPLE



Legend has it that Tyrian purple was discovered by the Greek hero Hercules. He saw his dog's mouth was stained purple, and realised it was chewing a snail – no doubt a pretty disgusting moment (especially for the snail!).

Whether that story is true or not, once people realised that colour could be extracted from the sea snail *Bolinus brandaris*, Tyrian purple became its own industry. Each snail produced only one drop of dye, so just one ounce (about 28 grams) required 250,000 snails. Soon, the purple-making industry was banished to the edge of town, because of the putrid stench of millions of rotting snail shells!

Tyrian purple dye was so precious, only society's elite were allowed to wear it. Later, in the Byzantine empire, empresses gave birth in the Purple Chamber, and *porphyrogenitus* (meaning 'born to the purple') was the term for an emperor who gained the throne by inheritance, rather than force.

What is a dye?

A pigment that can dissolve in water – meaning it can stain other materials, like cloth. Dyes are traditionally made from plants or animals.



MANGANESE VIOLET

Manganese violet burst onto the art scene in 1866. Many artists at the time – known as the Impressionists – embraced the new paint right away, because before that they'd only been able to create muddy purple by mixing red and blue pigment together.

Now, they could easily create a clear, light-filled violet in their paintings. This was great news, because the Impressionists believed that shadows weren't black, but the *complementary* (or opposite) colour of the light striking the subject. So in a scene with yellow sunlight, shadows should be painted purple.

The Impressionists loved manganese violet and its sister shade, cobalt violet, so much that some critics accused them of suffering from 'violetomania' – a madness of purple!



Purple IN ART

For a long time purple pigment was rare. But when an 18-year-old chemistry student named William Henry Perkin accidentally invented the world's first synthetic dye, 'mauveine' in 1856, purple became accessible for ordinary people. The Impressionists – began using purple to create shadows, instead of blacks and browns. 'I have finally discovered the true colour of the atmosphere ...' said the Impressionist Claude Monet, in 1881. 'It's violet. Fresh air is violet!'



Over about thirty years, Claude Monet created over 250 paintings of a pond in his own garden, entitled **Water Lilies** (1897-1926). These paintings used many of the new pigments available at the time, including manganese violet and cobalt violet. They add a sense of rippling depth to the water, and also outline the shifting shadows in the green leaves around the pond.



Vera Molnar's **1% Disorder – Blue + Red** (1979) looks like a super tidy grid of purple squares, but this cheeky painting contains no purple at all. Molnar allowed 1% of her straight lines to wiggle, tilt or sneak into the wrong spot, turning her artwork into a game. Can you spot the tiny rule breakers?

The Mystery of Colour

AND HOW WE SOLVED IT

David Coles, illustrated by Margaux Samson-Abadie

KEY PUBLICITY INFORMATION

- **David Coles** is the founder and head paintmaker of Langridge Artist Colours, one of the world's most respected makers of artists' oil paints.
- In 1992, David moved to Australia and started Langridge Artists Colours in Collingwood with a few sacks of pigment, some oil mediums, and a handful of artists in Melbourne. As the years rolled on, they started doing what he'd always dreamed of: creating their own colours. In 2024, riding high on the success of their oil paint, they kicked the door open with their own line of acrylic paints.
- **Margaux Samson-Abadie** is a French illustrator specialising in non-fiction with a focus on portraying wildlife, botanical life and natural habitats in their fascinating diversity.
- *The Mystery of Colour* has been adapted for children from David Coles's acclaimed adult nonfiction *Chromatopia*.
- **David is based in Melbourne, Victoria and Margaux lives in Nouvelle Aquitaine, France.**





The Mystery of Colour

AND HOW WE SOLVED IT

David Coles, illustrated by Margaux Samson-Abadie

CAMPAIGN STRATEGY

Target Audience: Children aged 7+ who are curious, creative and engaged. Parents and caregivers who value science, art and history.

Key Insight/USP: Encourage children to question and explore how colour came to be.

Tagline: Journey through history and uncover the mystery of colour.

Campaign Goals:

- Capitalise on David Coles's profile and translate to a children's audience
- Bring Margaux's stunning illustrations to the Australian market
- Draw upon children's delight in art and creativity



The Mystery of Colour

AND HOW WE SOLVED IT

David Coles, illustrated by Margaux Samson-Abadie

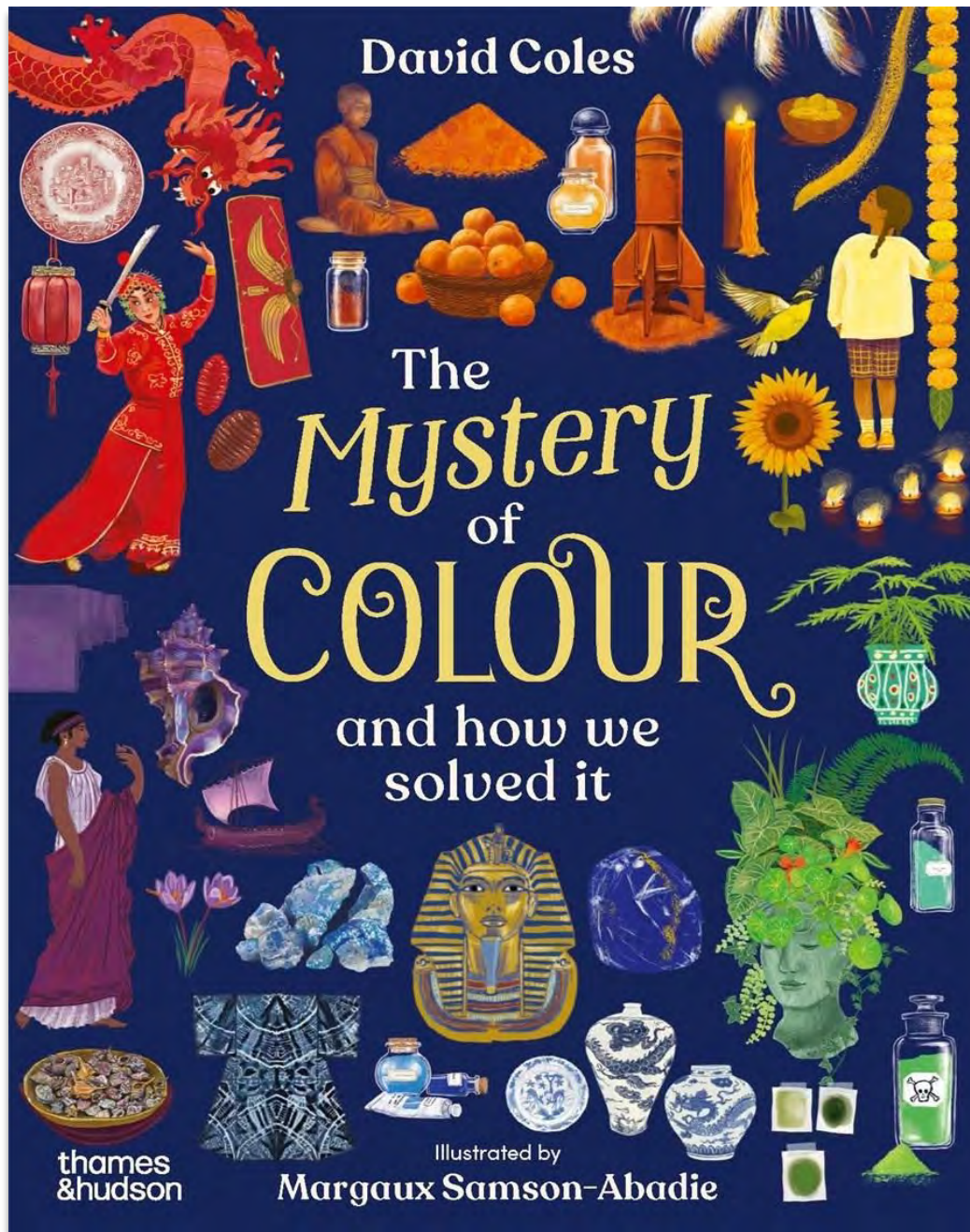
PROMOTIONAL CAMPAIGN

- Pitching the book for **interview, review, extract** and David for **author profiles** across **broad media** including *Spectrum, Books+Publishing* and *AFR*.
- Pitching for **kids' media** including *Kids' Book Review, Magpies Magazine* and *Just So Stories*.
- Pitching for **art media** including *Art Guide magazine, VAULT* and *Art Almanac*.
- Pitching for **events and art workshops**.
- **Targeted influencer campaign.**



Pictured top left: David Coles

Pictured bottom left: Margaux Samson-Abadie



The Mystery of Colour

AND HOW WE SOLVED IT

David Coles, illustrated by Margaux Samson-Abadie

Travel through time to learn how artists and inventors unlocked the rainbow and changed the way we see the world.

- Written by a master paint maker and colour expert, this book will inspire curious minds to see colour in a whole new way!
- Art meets history - tells the story of colour through exciting historical anecdotes involving alchemy, accidental discoveries, beetles and bones to explain each colour and its impact on art.
- Includes thirteen notable artworks - the power of colour discoveries are showcased throughout with the work of artists, including Vincent van Gogh, Paul Klee, Margaret Olley and more.
- Expert author – adapted for children from the acclaimed adult nonfiction *Chromatopia* by David Coles, a renowned master paint maker who understands colour at a professional level, making the content both authentic and educational.
- Premium design - cover includes gold foil, debossing and spot gloss, giving the book a luxurious, gift-worthy feel that stands out on shelves.
- Hands on creativity - includes child-friendly recipes for making your own paint colours written by a master paint maker.

AU \$34.99 | NZ \$39.99
9781760765422
56 Pages | Hardcover
Ages 7 to 10
Illustrated throughout
300 mm x 230 mm
Thames & Hudson Aust

Marion Denchars


PLAY WITH COLOUR

AN ART
ACTIVITY
BOOK




thames
& hudson

ALSO AVAILABLE



9780500660393



9780500654156



Play with Colour

AN ART ACTIVITY BOOK

Marion Deuchars

Creating a work of art is as simple as playing with different colours. Packed with easy art activities, this book will transform anyone into an artist!

- Marion Deuchars's latest activity book for children and families uses colour as the starting point for different types of art. Bright colours, light colours, clashing colours, matching colours, and all the colours of the rainbow.
- Budding young artists will learn how to create dotty flowers that shine like the sun, swirly faces, teetering towers, a sea full of colourful fish, and much, much more using games and techniques.
- The book teaches some basic colour theory and reveals simple tricks such as how to mix colours with coloured pencils using crosshatch lines and how to reveal hidden rainbows of colour by scraping away layers of paint.
- Filled with amazing and fun art activities, this book introduces readers to the wonders of colour from bestselling author Marion Deuchars.
- A new art activity book from bestselling author Marion Deuchars following *Take a Line for a Walk* (9780500660393).
- Both for the young and young and heart, this book is designed to be enjoyed and used by people of all ages.

AU \$29.99 | NZ \$34.99

9780500660409

128 Pages | Paperback

Ages 4 to 8, Grades K And Up

Illustrated in colour throughout

260 mm x 200 mm

Thames & Hudson

CHOOSE A TOOL

THERE ARE SO MANY WAYS TO PAINT OR COLOR A PICTURE.
START BY CHOOSING WHAT TYPE OF TOOL YOU'D LIKE USE.
DO YOU WANT YOUR PICTURE TO BE WET, DRY, SCRATCHY, OR FLUID?

FLAT PAINTBRUSH



FELT-TIP PEN



ROUND PAINTBRUSH



BRUSH PEN



POINTED PAINTBRUSH



WATERCOLOR PENCIL



MARKER



CRAYON



RAINBOW COLORS


MAGICALLY BLEND COLORS TOGETHER
BY ADDING A FEW DROPS OF WATER.




WATERCOLOR PENCIL



WATERCOLOR PENCIL
PLUS WATER



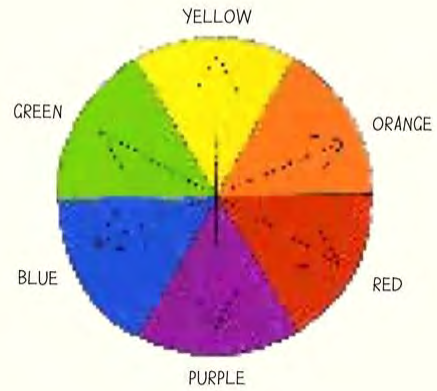
FELT-TIP PEN



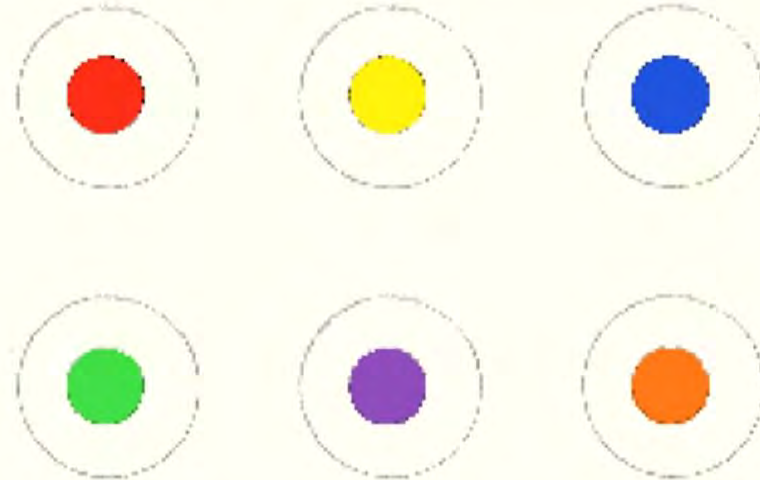
FELT-TIP PEN
PLUS WATER

OPPOSITES POP!



WHEN YOU PUT COLORS THAT ARE ON OPPOSITE SIDES OF THE COLOR WHEEL TOGETHER, THEY LOOK STRONGER AND BRIGHTER. IT'S ALMOST AS IF THEY POP RIGHT OFF THE PAGE!



COLOR IN THE OUTER RING OF EACH CIRCLE WITH ITS OPPOSITE COLOR



COLOR IN THE MIDDLE OF EACH CIRCLE WITH ITS OPPOSITE COLOR



FANTASTIC FISH

TROPICAL FISH ARE KNOWN FOR BEING BRIGHTLY COLORED. INSTEAD OF DRAWING A BLACK OUTLINE AND THEN COLORING YOUR FISH IN, WHY NOT DRAW THEM ENTIRELY WITH COLORED LINES?



START BY DRAWING A BODY IN ONE COLOR.



ADD EYES AND A TAIL.

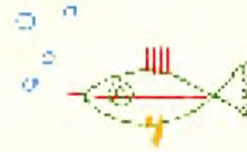


USE A DIFFERENT COLOR FOR FINS AND SCALES.



USE AS MANY COLORS AS YOU WANT TO ADD PATTERNS TO THE FISH'S SCALES, FOR EXTRA FISHY FLARE!

USE COLORED PENCIL LINES TO ADD MORE FISH AND COMPLETE THIS CORAL REEF SCENE



SPLATTER-FLY

USE THIS CLASSIC FOLDED PAPER TECHNIQUE TO MAKE A TECHNICOLOR BUTTERFLY.

YOU WILL NEED:

- A THICK PIECE OF PAPER
- COLORFUL PAINTS
- A PAINTBRUSH



CREATE A CREASE DOWN THE CENTER OF THE PAPER BY FOLDING IT IN HALF. THEN, PAINT A THICK OUTLINE OF A BUTTERFLY WING ON ONE SIDE OF THE PAPER.

PRESS BOTH SIDES OF THE PAPER TOGETHER. THEN CAREFULLY PEEL THEM APART AGAIN TO REVEAL A PAIR OF WINGS.



PAINT THE BUTTERFLY'S BODY DOWN THE CENTER. THEN ADD SOME COLORFUL PATTERNS TO ONE OF THE WINGS.

PRESS BOTH SIDES TOGETHER AGAIN, THEN OPEN TO REVEAL YOUR BEAUTIFUL BUTTERFLY! LEAVE IT TO DRY.

IMAGINATIVE COLORS

CREATE AN IMAGINARY WORLD WHERE BANANAS ARE BLUE, DONKEYS ARE PINK, AND ANIMALS HAVE PATCHWORK PATTERNS.





Play with Colour

AN ART ACTIVITY BOOK

Marion Deuchars

Creating a work of art is as simple as playing with different colours. Packed with easy art activities, this book will transform anyone into an artist!

- Marion Deuchars's latest activity book for children and families uses colour as the starting point for different types of art. Bright colours, light colours, clashing colours, matching colours, and all the colours of the rainbow.
- Budding young artists will learn how to create dotty flowers that shine like the sun, swirly faces, teetering towers, a sea full of colourful fish, and much, much more using games and techniques.
- The book teaches some basic colour theory and reveals simple tricks such as how to mix colours with coloured pencils using crosshatch lines and how to reveal hidden rainbows of colour by scraping away layers of paint.
- Filled with amazing and fun art activities, this book introduces readers to the wonders of colour from bestselling author Marion Deuchars.
- A new art activity book from bestselling author Marion Deuchars following *Take a Line for a Walk* (9780500660393).
- Both for the young and young and heart, this book is designed to be enjoyed and used by people of all ages.

AU \$29.99 | NZ \$34.99

9780500660409

128 Pages | Paperback

Ages 4 to 8, Grades K And Up

Illustrated in colour throughout

260 mm x 200 mm

Thames & Hudson



The **HANDBOOK**

of **forgotten**



skills

...OUTDOORS

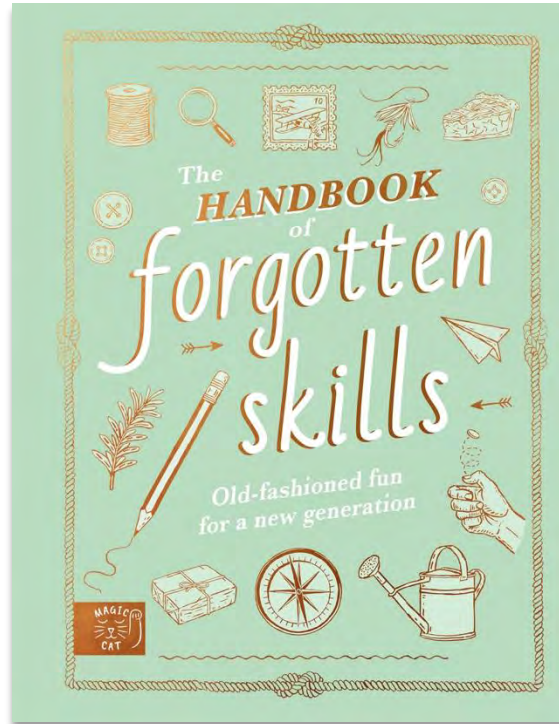
IRON TAZZ



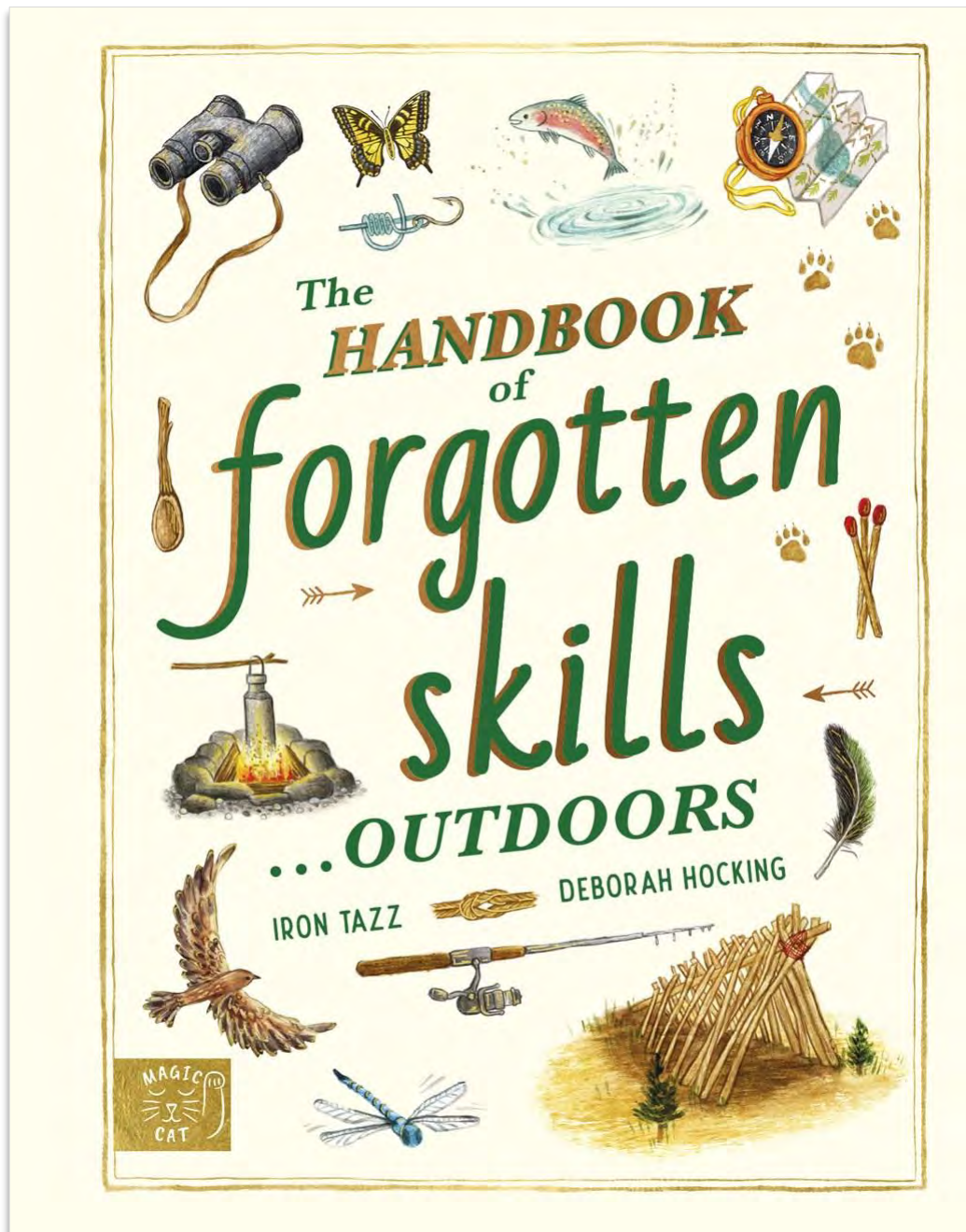
DEBORAH HOCKING



ALSO AVAILABLE



9781913520847



The Handbook of Forgotten Skills... Outdoors

Iron Tazz

Get out and explore with this illustrated step-by-step guide to classic wilderness and survival skills by outdoors expert and internet sensation Iron Tazz.

- As someone who has hiked over 10,000 miles of trails and spent more than 400 nights under the stars, Iron Tazz is dedicated to inspiring the next generation to discover the skills they need to be prepared and connected in the wild.
- In *The Handbook of Forgotten Skills... Outdoors*, he shares classic wilderness skills that have been forgotten by many as our world has gotten more high-tech and less back country
- Fully illustrated chapters explore more than 20 essential bushcraft skills, with illustrated step-by-step guides on how to do them.
- Iron Tazz's TikTok channel Hike-it has 3.4m followers and 80m+ likes
- Featuring foil on the cover and hundreds of full-colour illustrations by Deborah Hocking, this book is perfect for gift giving.
- A book to help kids stop scrolling and get outdoors and explore from an expert in bushcraft.

AU \$35.00 | NZ \$39.99

9781917044806

112 Pages | Hardcover

270 mm x 210 mm

Illustrated in colour throughout

Magic Cat Publishing

A BUSHCRAFTER'S TOOLBOX



Some toolboxes don't sit in a garage or have metal drawers – they strap right onto your back. Your rucksack is your toolbox, packed with just the right equipment to help you explore, build and thrive in the wild – skills we call bushcraft. Every item has a job to do, from starting a fire to staying dry when the rain hits. Long ago, people and communities thrived, relying on just a few tools and clever thinking. Now it's your turn to keep the adventure alive!



Essential Tools Checklist

There are legends who survive the wild with nothing but a knife and grit. While that's super impressive, most people prefer thriving over surviving.

Here are the core tools that everyone should include in their kit:



Rucksack



Shelter: tarp or tent



Sleep setup: sleeping bag + mat



Map + compass



Knife



Fire starters: lighter, firesteel, matches



Metal saucepan



Paracord



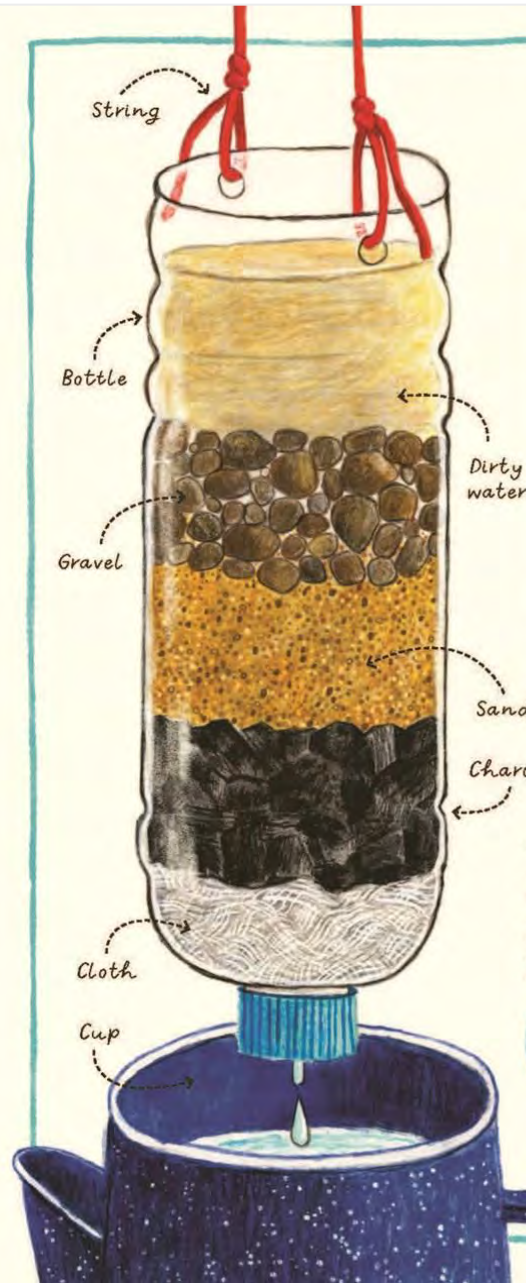
First aid kit + whistle



Headlamp + extra batteries



Water bottle + filter



How to Make a DIY Survival Water Filter

This method mimics nature's filtration process and can be a lifesaver in the wild.

What you need:

- An empty plastic bottle (or similar container)
- A knife or scissors
- Charcoal (from a fire)
- Sand
- Small gravel or pebbles
- A piece of cloth, bandana or coffee filter
- Dirty or cloudy water
- A pot or bottle to collect filtered water
- String

Step 1: Cut the Bottle

→ Cut the bottom off a plastic bottle about 3-5 centimetres from the bottom. This will be your open end for adding materials.



Step 2: Create a Drainage Hole

→ Carefully poke a small hole in the bottle cap to allow filtered water to drip through. If you don't have a cap, tie a piece of cloth over the bottle's opening.



Step 3: Layer the Filter Materials (from Bottom to Top)

→ **Cloth or Bandana:** Place a piece of cloth inside the bottle opening to prevent materials from falling through.



→ **Charcoal Layer:** Crush charcoal into small pieces and add a layer at least 5 centimetres thick. Charcoal removes toxins and chemicals, and improves taste.



→ **Sand Layer:** Add a layer of fine sand (about 5 centimetres thick). This helps trap smaller debris and sediments.



→ **Gravel or Small Pebbles:** Place a layer of gravel or small rocks on top (another 5 centimetres), to help catch large debris before it reaches the sand.



Step 5: Pour Water Through

→ Slowly pour dirty water into the top of the filter and let it trickle through all the layers. Collect the filtered water in a clean container at the bottom (this could be your metal pot or bottle used for boiling).


Step 6: Repeat & Purify

→ Run the water through the filter at least twice for better results.

Important: This filter removes dirt and some contaminants, but it does not kill bacteria or viruses. For safe drinking water, always boil, use purification tablets or apply UV light after filtering.


Step 4: Hang the Bottle

→ Tie a piece of paracord or string to your bottle so you can hang it on a branch or wooden tripod (filtering can be a slow process).



BUILD A NATURAL SHELTER


Long before tarps and tents, people built shelters from what the land gave them – branches, bark, leaves and even snow. The Sami, one of Europe's oldest Indigenous groups, built warm, windproof structures from bent saplings and reindeer hides to survive the Arctic cold. Learning to build with natural materials trains your eye, sharpens your instincts and turns the wild into your own epic fort!



Different Styles of Natural Shelters

There are endless ways to build a shelter in the wild, but these time-tested styles are some of the most practical and reliable for real-life survival.

A-frame – a classic triangle shape, like a tent. Rest a long stick (the ridge pole) on the ground or a forked support. Lean strong sticks evenly along both sides and cover them thickly with debris. A solid choice for rainy days, wind or cool nights.



Debris hut – a low, snug structure built like a mini A-frame, sealed with thick layers of leaves, grass and moss. Crawl in feet-first. Best when it's cold and you don't want to rely on a fire.



Lean-to – lash a ridge pole between two trees, then lean strong sticks against it. Cover with leaves, bark or pine boughs. Quick to build, it's great for mild weather and it can reflect heat from a campfire.



Snow cave – hollowed straight into a snowbank. Dig a tunnel and raised sleeping area inside. Windproof and surprisingly warm, it's perfect for deep winter conditions. They're also fun to build.



Log cabin style – stack branches or logs in a square to form walls, then build a roof with more wood and forest debris. Takes effort, and lots of wood, but offers strong protection and a semi-permanent shelter.

How to Prep Wild Fibres

Step 1: Collect. Gather long fibres – inner bark, stalks or roots – at least 60–100 centimetres, if possible. The longer, the better.



Step 2: Soak if Needed. If the material feels stiff or brittle (like bark or roots), soak it in water until it's flexible. Some grasses are ready as is if fully dry.



Step 4: Test for Twist. Give it a try – twist a short piece. If it holds together without snapping or fraying, it's ready.



Cordage Unlocks Survival

It's one of the few skills that ties almost everything else together – literally. Here's what cordage unlocks:

- 👉 Tie together shelter frames
- 👉 Lash tools or tie equipment
- 👉 Make a bow drill for fire
- 👉 Weave nets or small-game traps
- 👉 Hang food off the ground
- 👉 Improvise sandals or snowshoes
- 👉 Create snares or fishing line

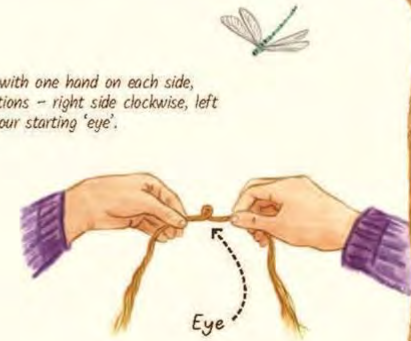


Step 3: Separate & Soften. Split thick fibres into thinner strips. Rub them between your hands or scrape them with a rough rock to soften and loosen the strands.



How to Prep Cordage

Step 1: Twist to Form the Eye. Hold the fibre at its centre with one hand on each side, about 10 centimetres apart. Twist each side in opposite directions – right side clockwise, left side anticlockwise – until it kinks into a loop. That loop is your starting 'eye'.



Step 2: Pinch & Anchor.

Hold the eye between your thumb and finger with one hand. You'll work the strands with your other hand from here.



Step 3: Twist & Wrap.

Use your free hand to twist the bottom strand away from you (clockwise), then wrap it over the top strand. It now becomes the new top strand.



Step 4: Repeat the Pattern.

Twist the new bottom strand away from you, wrap it over again.

Twist away, cross over. Repeat. You'll see rope forming as you go.



Step 5: Add Fibres When Needed.

When a strand runs short, overlap a new piece and keep twisting. The tension locks it in.




It gets easier fast – practise with some string at home and you'll have the rhythm in no time!



TRY LASHING



Lashing is the skill of binding two or more items together with rope. Wrapping an item with cord adds grip and brings the objects closer together. Tightening turns made around the wraps are called 'fraps' and cinch everything tight. This practice is centuries old but still incredibly useful today. Around camp, this means stronger shelter frames, pot hangers over the fire and simple camp furniture. Now let's build the most useful of them all – the tripod.



How to Lash a Tripod

Materials:

- Three straight poles (same length)
- 3-4.5 metres of cord

Step 1: Stage the Poles. Lay the three poles side by side. Mark the lashing spot 15-25 centimetres from the top.



Step 2: Start with a Clove Hitch. Tie a clove hitch on one outside pole at the mark. Snug it. (See page 35.)



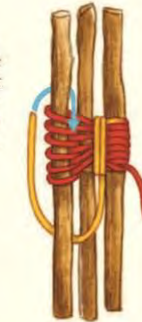
Step 3: Wrap the Bundle. Make five to seven racking turns: Weave the line in a figure eight between the poles, taking a snug turn around each outside pole on every pass. Keep cord neat and parallel – no crossing.



Step 4: Frap Between Poles 1 & 2. Pass the line through the gap between the first two poles. Take a tight turn straight around the wraps in that gap (one frap). Pull two to three fraps, snug and even, to cinch the lashing.



Step 5: Frap Between Poles 2 & 3. Repeat between poles 2 and 3. Two to three fraps.



Tightness Tip:

Make wraps/racking turns firm and even. Keep fraps snug, but not too tight. If the legs won't spread, loosen the fraps a little and try again.



Step 6: Clove Hitch Finish. Tie off with a clove hitch on the outside pole. Trim or tuck in the tail.



Step 7: Stand & Spread. Stand the bundle upright and cross the two outside poles underneath the middle pole. This will tighten the lashing and hold the structure in place.





The River Provides

Fresh water and fish are obvious, but check out all these other natural resources you can find in or near a river.



Clay & mud
Useful for building, cooking and creating tools (like simple pottery).



Reeds
Ideal for natural shelters, weaving baskets, flotation aids, or even primitive footwear.



Cordage
Plants like cattails and wild vines that can be braided or twisted into sturdy natural rope.



Edible plants
Watercress, wild mint, bulrushes, stinging nettles and other edible riverbank plants.



Driftwood & deadfall
Dry wood for fires, shelter frames or a walking stick.



Stones
Toolmaking materials for blades, grinding surfaces or fire-starting.



Insects & worms
Protein-rich survival food and bait for fishing.



Animal tracks
Rivers attract wildlife, making it easier to hunt or observe animals from a distance.




Tip:

Do not eat anything in the wild unless you're certain what it is. Ask an adult for help.

A Step-by-Step Guide to Crossing a River Safely

This is one of the most vital skills you can learn in the wilderness. Always bring an adult, and keep this in mind: when in doubt - stay out!

Step 1: Scout the Spot.
Look for a wide, shallow area with a slow current. Avoid deep, narrow or fast-moving spots.



Step 2: Keep Your Shoes On.
Always cross with your shoes or boots on. Bare feet can slip or get cut on rocks. Wet shoes are better than hurt feet, or a fall in the water.

Step 3: Unbuckle Your Pack.
Unclick your rucksack hip and sternum straps, so you can drop it quickly if you fall. It could save your life.



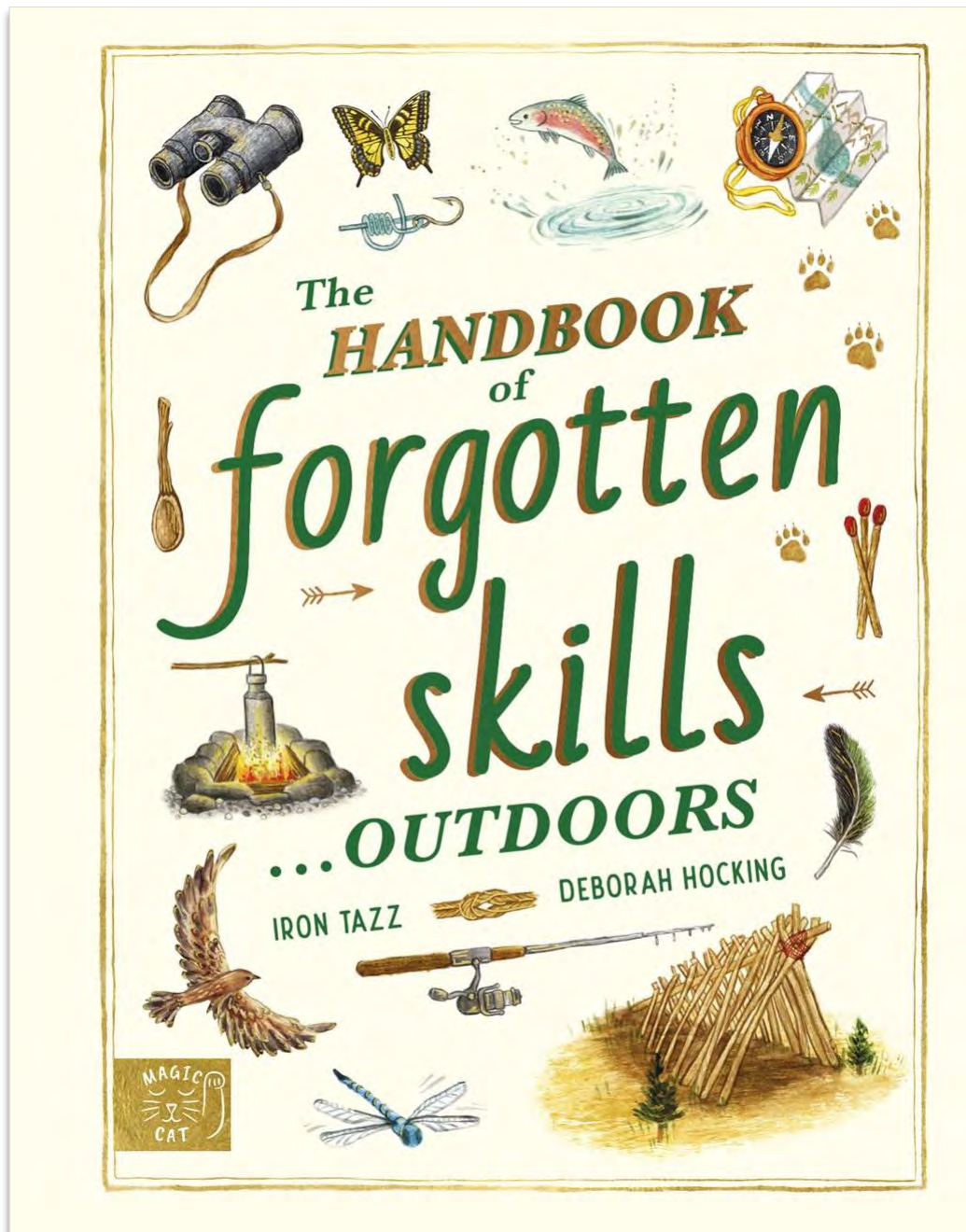
Step 4: Use a Stick or Pole.
Find a sturdy stick taller than your waist. Use it like a third leg to feel the riverbed and keep balance.

Step 6: Take Your Time.
Stay calm. Don't rush. Strong footing beats speed every time. If things feel uncertain, go back.

Step 5: Face Upstream & Shuffle Sideways.
Turn slightly towards the current and move sideways, one step at a time. Keep two points of contact - stick and foot - with each step.

Safety Tip:

As the sun rises high into the sky, melting snow and ice can raise water levels fast - so morning is usually the safest time to cross.



The Handbook of Forgotten Skills... Outdoors

Iron Tazz

Get out and explore with this illustrated step-by-step guide to classic wilderness and survival skills by outdoors expert and internet sensation Iron Tazz.

- As someone who has hiked over 10,000 miles of trails and spent more than 400 nights under the stars, Iron Tazz is dedicated to inspiring the next generation to discover the skills they need to be prepared and connected in the wild.
- In *The Handbook of Forgotten Skills... Outdoors*, he shares classic wilderness skills that have been forgotten by many as our world has gotten more high-tech and less back country
- Fully illustrated chapters explore more than 20 essential bushcraft skills, with illustrated step-by-step guides on how to do them.
- Iron Tazz's TikTok channel Hike-it has 3.4m followers and 80m+ likes
- Featuring foil on the cover and hundreds of full-colour illustrations by Deborah Hocking, this book is perfect for gift giving.
- A book to help kids stop scrolling and get outdoors and explore from an expert in bushcraft.

AU \$35.00 | NZ \$39.99

9781917044806

112 Pages | Hardcover

270 mm x 210 mm

Illustrated in colour throughout

Magic Cat Publishing

EOIN MCLAUGHLIN

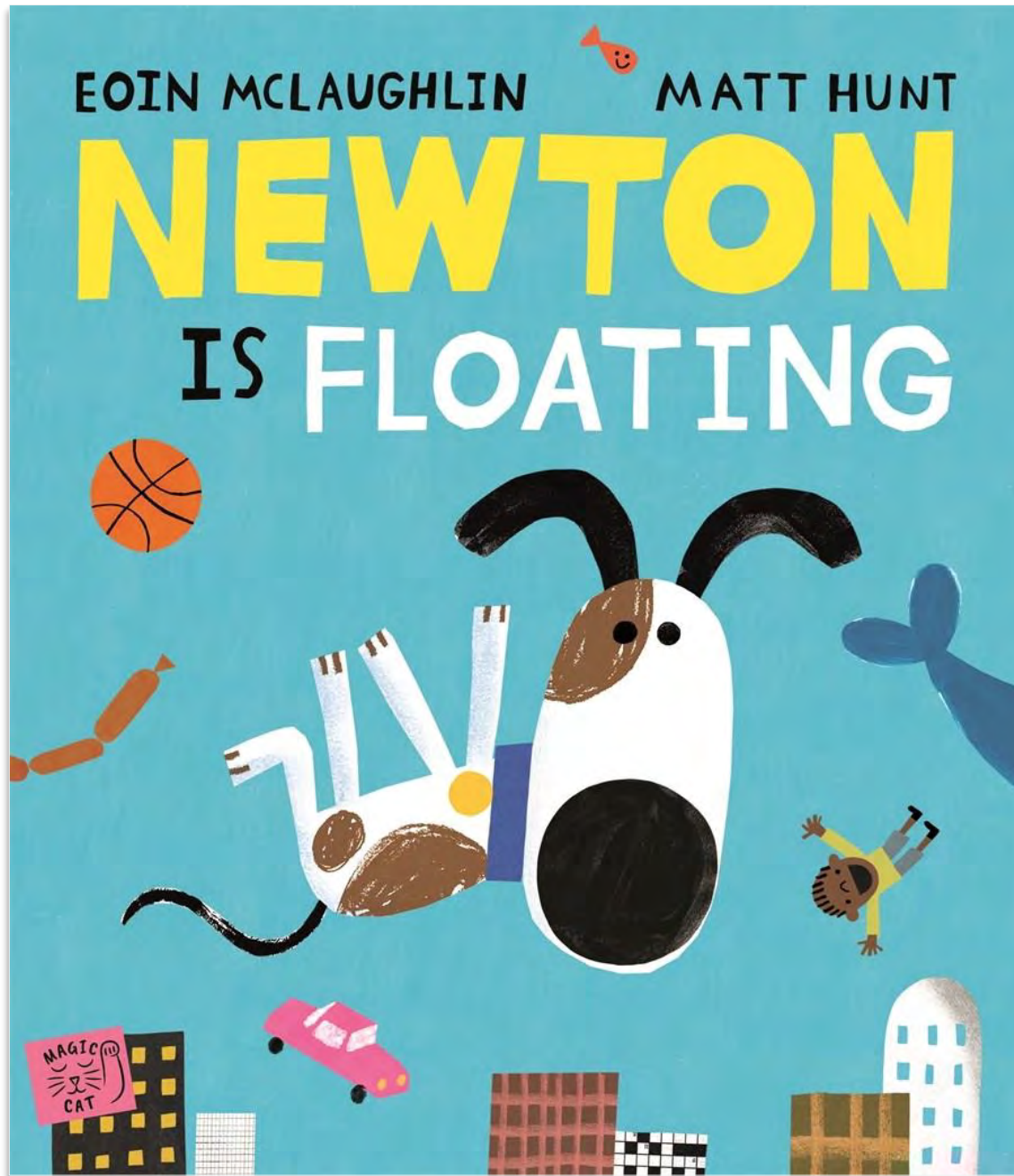


MATT HUNT

NEWTON

IS FLOATING





Newton is Floating: An Epic Tale of Gravity

AN EPIC TALE OF GRAVITY

Eoin McLaughlin, Illustrated by Matt Hunt

Have you ever wondered about gravity? Well, come on the most epic picture book adventure and find out why Newton the dog is floating.

- You wake up and something is different. Newton is floating. . .
- But wait, there's more: sausages on the ceiling, kids in the sky, WHALES IN SPACE. What is going on?!
- Come on the most epic picture book adventure and find out why Newton the dog is floating in the first in a brand new narrative non-fiction series all about the magic of science.
- Accessible, engaging and, most of all, hilarious, this is the perfect picture book to help teach even the very youngest of readers all about gravity.
- A 4-page back section explains the science behind the story, making this perfect for parents, schools and libraries.

AU \$29.99 | NZ \$34.99
9781911766391
40 Pages | Hardcover
Ages 5 And Under
280 mm x 240 mm
Magic Cat Publishing

You wake up.

Something is
different.



You go downstairs.
You pour yourself
a glass of milk.




Pour yourself a glass of milk.



Pour yourself a glass of milk.



That's weird.
Where's your milk?



Newton?



How peculiar.

You sit together in the park,

upside down,

underneath the top

of the bottom

of a treetop.

"Everything is floating,
isn't it, Newton?"

"Woof!"



You can throw things...

forever.

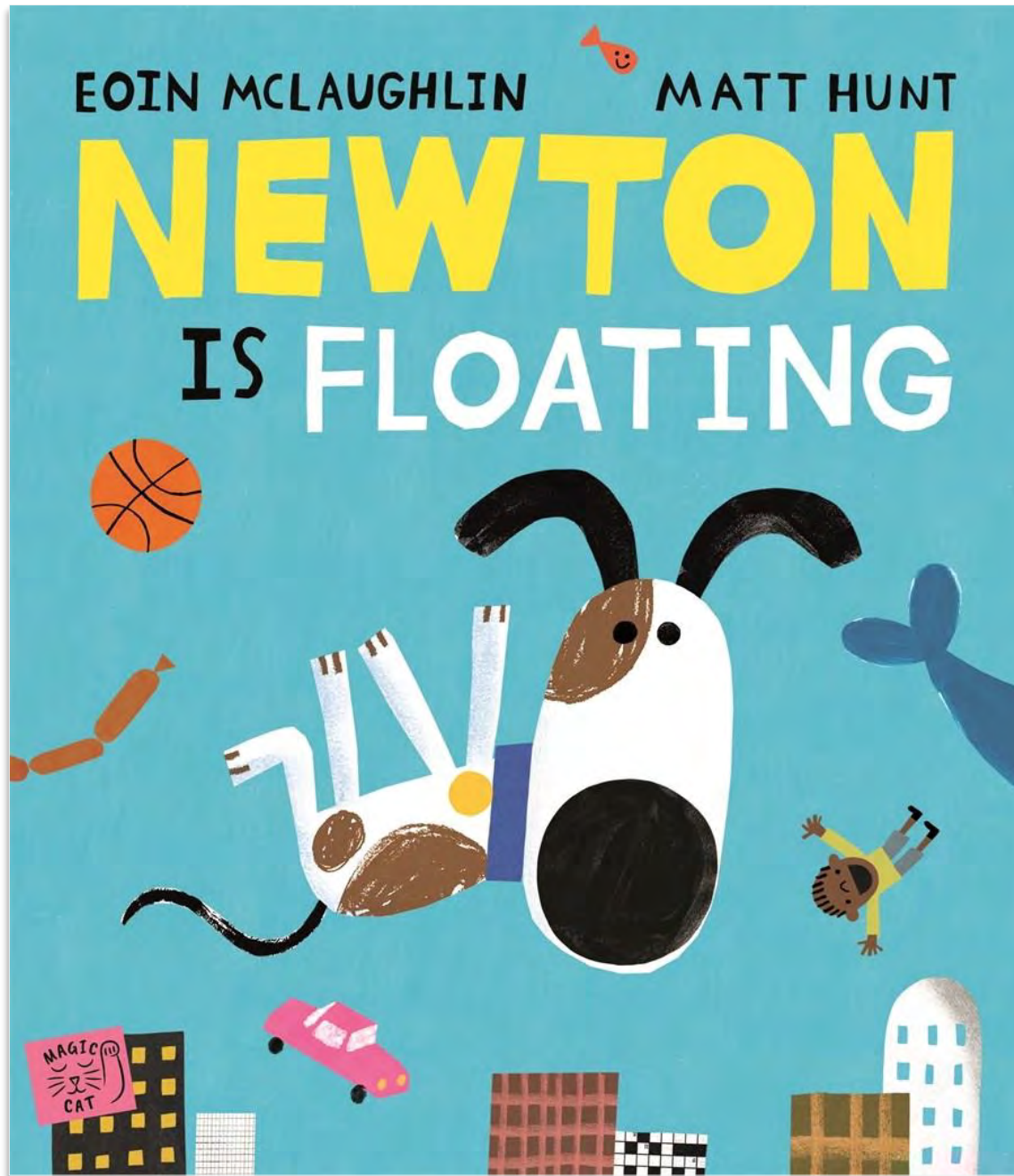
"Fetch, Newton."

"Newton, fetch."

"Fetch, boy."

Oops.

You've thrown another
stick into the sun.



Newton is Floating: An Epic Tale of Gravity

AN EPIC TALE OF GRAVITY

Eoin McLaughlin, Illustrated by Matt Hunt

Have you ever wondered about gravity? Well, come on the most epic picture book adventure and find out why Newton the dog is floating.

- You wake up and something is different. Newton is floating. . .
- But wait, there's more: sausages on the ceiling, kids in the sky, WHALES IN SPACE. What is going on?!
- Come on the most epic picture book adventure and find out why Newton the dog is floating in the first in a brand new narrative non-fiction series all about the magic of science.
- Accessible, engaging and, most of all, hilarious, this is the perfect picture book to help teach even the very youngest of readers all about gravity.
- A 4-page back section explains the science behind the story, making this perfect for parents, schools and libraries.

AU \$29.99 | NZ \$34.99
9781911766391
40 Pages | Hardcover
Ages 5 And Under
280 mm x 240 mm
Magic Cat Publishing

Catherine Doyle


Believe

*In the beginning,
the world was wild...*

Freya Hartas

MAGIC
CAT





Believe

IN THE BEGINNING, THE WORLD WAS WILD...

Catherine Doyle, Illustrated by Freya Hartas

Young readers will discover the origins of magical creatures and mythical beasts in this lavishly illustrated anthology from bestselling duo Catherine Doyle and Freya Hartas.

- Step inside a book that takes you back to the very beginning; to a natural world where trolls, fairies and dragons roamed, untouched by humankind.
- Here, learn the origin stories of these magical creatures, from cheeky trolls to shape-shifting fairies, fire-breathing dragons to singing sirens. Then turn overleaf for a comprehensive guide to each species.
- This lavishly illustrated collection includes twelve mythical species and their habitats, and draws on well-known folklore from around the world.
- With one of the world's best fantasy writers - Catherine Doyle.
- Fun rhyming text is followed by a comprehensive guide on each species, blending folklore from around the world with nature's magic.
- With lavish illustrations and search-and-find fun.

AU \$36.99 | NZ \$39.99

9781915569981

64 Pages | Hardcover

Illustrated in colour throughout

295 mm x 240 mm

Magic Cat Publishing

Dragons

The Keepers of Treasure

The dragon's a *mighty* and *magical* beast,
As old as the *stars* and the *winds* in the east.
Their bodies are covered in *shimmering* scales
That spread all the way to their *powerful* tails.

The *fearless* will *soar* with large *wings* on their back,
The *lazy* will slumber in caves of *pitch black*,
The *swimmers* will scurry through seas *vast* and *cold*,
The *greedy* will sit on their *huge* hordes of *gold*.

All *snatch* up their prey with their *shiny*, sharp *claws*,
And *devour* them whole in their *wide*, crushing *jaws*.
But *what* do they eat? Well, whatever they *wish*!
Cattle and geese, and lizards and *fish*,

And sometimes a *human* (although this is rare),
will *creep* deep inside their carcass-filled lairs.
For, meeting a *dragon* will bring you *good luck*,
If it has *bones* aplenty already to *suck*.

If you find yourself one of the *fortunate few*,
Make sure to bring with you a *treasure* or two
And when you are faced with those *gleaming teeth*,
Bow *low*, move *slow*... and beware of the *heat*!



A Field Guide To Dragons...



Chinese Dragon

Snakelike with long whiskers, this wingless wonder puffs out wind instead of fire. If you spot one high up in the clouds, you're in for good luck!



Japanese Dragon

This wild, wingless beast loves rainfall and water. Snake-like with clawed feet and three toes, you can often find it near temples or slumbering on a cloud.



European Lindworm

This sneaky forest-dweller has a long mane and a snake-like body. Because of its quick, mischievous nature, it is exceedingly rare to come across one in the wild.



Cockatrice

This beast has the head and wings of a rooster and the body of a snake. Don't get too close to its shiny golden eggs or its poisonous breath will knock you out.

Druk

The wise Druk is known as the Thunder Dragon. Often seen carrying a lightning-bolt, its long, thin body helps it fly to high, windy altitudes, where it lays its eggs in the snow.



Hydra

This lake-dwelling monster has impenetrable scales, a deadly scent, and lots of heads. Take care not to cut one off or two will grow back in its place!



Knucker Dragon

This water dweller skulks in murky bottomless ponds called Knucker Holes. Beware of its cold snake-like eyes and dangerous hissing mouth.



Western Dragon

This fearsome, flying, fire-breathing dragon is a well-known hoarder of treasure. Owing to its speed of flight and shiny scales, its often mistaken for a comet.



The Feathered Quetzalcoatl

This sacred beauty is a brightly-coloured bird and a powerful snake. It has long been a protector of humans. Known as a divine bringer of knowledge it can see into the future.



The Australian Rainbow Serpent

This mud-dwelling, multi-coloured beast is a bringer of water. A rainbow appears whenever this serpent darts between two different watering holes.



Naga

The Naga is a creature that occasionally takes on the form of a human. Friendly and welcomed by humans, the Naga protects the villages around its home.



Wyvern

This smaller winged dragon has two legs instead of four, and a barbed, poisonous tail. When peckish, it may occasionally snack on a human... or two.



A Field Guide To Fairies...

Leprechaun

Solitary by nature, this little man wears a green hat, has a large beard and loves riddles. He's often found at the end of a rainbow, sitting on a pot of gold.



Cactus Fairy



These tiny desert-dwellers look like hummingbirds. Every morning, they clean their teeth with cactus spines before carrying dewdrops to thirsty birds and bees.

Brownie

These small, house-dwelling fairies often help with chores. They are prone to bouts of hunger which causes cross-temper, so make sure to leave lots of snacks!



Common Garden Fairy

These friendly fairies wear petals to match their colourful butterfly wings. At night, they curl up inside flowers like tulips and snapdragons to sleep.



Salamander



These quick-tempered fairies look like small lizards. They can control and summon fire. You'll know you're near one if the air suddenly gets very warm!

Sprite

These shy creatures have delicate wings that make them resemble insects. Usually found near water, they love nature and can change the weather with their moods.



Forest Fairy

These little beings with insect-like wings live behind colourful fairy doors in the woods.



If you wish to meet one, you must learn the secret knock!



Frost Fairy

These wintry fairies drape themselves in fur and sleep under tiny mounds of snow. They whittle snowflakes as they fall to make sure each one is unique.

Pixie

These tiny mischief-makers with pointy ears live out in the wild moors, barrows, ringforts and dolmens. They're most often seen dancing or making mischief.



Sylph

With dragonfly wings and brightly-coloured hair, these air fairies can take the form of a cloud or a slant of sunlight, and turn invisible when frightened.

The Tooth Fairy

The most famous fairy of all has a very demanding job! With her crown and wand, she flits across the world, collecting lost teeth and leaving treasure behind.



Will-O-The-Wisp

These tiny nocturnal fairies swarm near lakes and ponds. They are often mistaken for fireflies or flickering orbs. Don't get too close or you might fall in the water!



Merfolk

The Enchanters Of The Ocean

If you ever *sail* in the heart of the sea,
And *spy* what you think is a lost *manatee*,
Or *bump* a strange *fin* as you swim stroke-to-stroke,
I'll bet you that's one of the *secret merfolk*.

The *beautiful mermaid* is loved far and *wide*.
Her *mood's* known to change just as much as the *tide*.
When spooked, she'll retreat and be gone in a *flash*,
Re-joining the *depths* with an almighty *splash!*

The *song* of a *siren* will wipe away frowns,
But listen too long and you're likely to *drown*.
A *merrow* likes sleeping down *deep* in the dark,
While keeping an eye out for wandering *sharks*.

A *yawk yawk* appears as a huge crocodile,
And brews up her storms with a glimmering *smile*.
A *selkie's* a seal 'til she rolls on the *sand*,
Then sheds her seal *skin* and strolls off on the *land*.


There's so much to learn of the *magical deep*,
but here is the most vital *secret* to keep...
If a mer-creature's caught in a net like a *fish*,
Free them again and they'll *grant* you a *wish!*



A Field Guide to Merfolk...

Melusine

Often found deep in a holy well or rushing river, this female fresh-water spirit possesses the tail of a sea serpent and will, on occasion, grow wings.



Rusalka

A restless spirit of the drowned, a rusalka can be found in rivers and lakes. With lank green hair and icy pale skin, it's often mistaken for reeds.



Selkie

When in the water, this shy sea-spirit looks like a seal, but at the first touch of dry sand, she sheds her seal skin and turns human.



This shape-shifting spirit is native to the lakes of Scotland. When not appearing as a hooved human, it gallops on land in the form of a white or grey horse.



Kelpie

Nereid

This beautiful, tail-less sea nymph wears a long white gown with coral branches in her hair, and lives in a golden palace under the sea with all her sisters.



Ceasg

This water-dwelling maiden will grant three wishes to anyone who comes upon them. Be careful though - she will also swallow a human if the mood strikes!



Siren

This haunting crooner is often found hiding among rocks on tropical islands. Its hypnotic singing voice has been known to lure love-struck sailors to their deaths.



This storm-conjuring spirit is native to Australia. She'll often swap her seaweed-like hair and fish tail for the features of a crocodile, dragonfly, snake or swordfish.



Yawuk
Yawuk

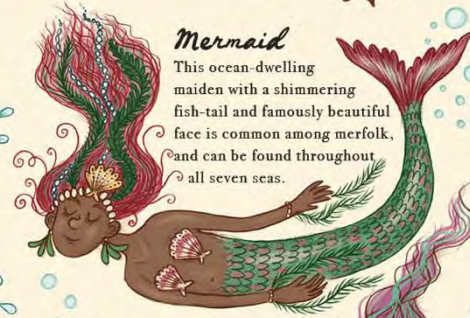
Triton

The triton belongs to a high-born group of male, fish-tailed sea gods. Quick to anger, they will attack whenever a ship strays into their patch of the ocean.



Mermaid

This ocean-dwelling maiden with a shimmering fish-tail and famously beautiful face is common among merfolk, and can be found throughout all seven seas.



Nixie


These tricky river-dwellers shapeshift so often, it is impossible to know their true form. They can appear as old men, young women or everyday objects, like hats and combs.



Merrow

Recognisable by their green hair and shark teeth, merrows favour the cold, dark waters of the Atlantic Ocean. Their fish-tails are long and spiny to fight off sharks.





Believe

IN THE BEGINNING, THE WORLD WAS WILD...

Catherine Doyle, Illustrated by Freya Hartas

Young readers will discover the origins of magical creatures and mythical beasts in this lavishly illustrated anthology from bestselling duo Catherine Doyle and Freya Hartas.

- Step inside a book that takes you back to the very beginning; to a natural world where trolls, fairies and dragons roamed, untouched by humankind.
- Here, learn the origin stories of these magical creatures, from cheeky trolls to shape-shifting fairies, fire-breathing dragons to singing sirens. Then turn overleaf for a comprehensive guide to each species.
- This lavishly illustrated collection includes twelve mythical species and their habitats, and draws on well-known folklore from around the world.
- With one of the world's best fantasy writers - Catherine Doyle.
- Fun rhyming text is followed by a comprehensive guide on each species, blending folklore from around the world with nature's magic.
- With lavish illustrations and search-and-find fun.

AU \$36.99 | NZ \$39.99


9781915569981

64 Pages | Hardcover

Illustrated in colour throughout

295 mm x 240 mm

Magic Cat Publishing



DRAGONS

AROUND THE WORLD

thames
& hudson

Sally A. Nicholls
Maria Francesca Melis



Dragons Around the World

Sally Nicholls and Maria Francesca Melis

A fiery introduction to dragons both beastly and benevolent that draws directly from world mythology.

- Many cultures tell stories about dragon-like creatures—some are fearsome and others are surprisingly friendly. This gloriously illustrated compendium celebrates them all!
- Featuring snappy summaries of famous myths and surprising facts drawn from historical sources, *Dragons Around the World* is the ultimate reference book for dragon fans the world over.
- Discover China's lucky Long dragon and Japan's pearl-clasping Ryujin, among other super serpents including the many-headed Hydra from ancient Greece and St. Jordi's fearsome match, Drac.
- Author Sally Nicholls has drawn research from the British Library's extensive cultural archives and her own intrepid travels to write about a global cast of dragons from a range of cultures and locations.
- A showcase at the back of the book traces each dragon's cultural origins through museum objects featuring dragons. Brought to life through the exquisite illustrations of Maria Francesca Melis, this book is a must-have for fans of dragons and mythology.

AU \$32.99 | NZ \$36.99

9780500654019

48 Pages | Hardcover

Ages 7 to 10, Grades 2 And Up

Illustrated in colour throughout

295 mm x 248 mm

Thames & Hudson



CONTENTS

INTRODUCTION

What makes a dragon a dragon?

7

LINDWORM

The Venomous Dragon, Germany and Scandinavia

8

RYUJIN

The King of the Sea, Japan

10

QUETZALCOATL

The Feathered Serpent, Mexico

12

HYDRA

The Many-Headed Beast, Greece

14

LONG

The Imperial Dragon, China

16

DRAC

Fire-Breathing Monster, Spain

18

AIDO-NWEDO

The Serpent Coiled Around the Earth, Benin, West Africa

20

Y DDRAIG GOCH

The Red Dragon, Wales

22

LEVIATHAN

The Whale-Eater, Mediterranean Sea

24

DRACO

The Elephant Hunter, Ethiopia and India

26

DRUK

Generator of Storms, Bhutan

28

TANIWAHA

Water Guardians, Aotearoa New Zealand

30

AZHDANA

Mean Fighting Machine, Iran

34

YONG

The Kind Dragon, Korea

36

NAGA

Royal Dragon, Southeast Asia

38

DRAGON MUSEUM

How we know what we know about dragons

40

Glossary

46

Index

47

About the Author and Illustrator

48



LINDWORM

THE VENOMOUS DRAGON

WHO? Hoarder of treasure

WHAT? Malevolent forest serpent

WHERE? Germany and Scandinavia

ROLLING DANGER

The Lindworm is a giant forest serpent without legs, just two clawed arms with long sharp claws and small wings. They live between or under piles of rocks in the forest. A Lindworm slithers like a snake, using their arms to help pull themselves along. Some grow very, very long and during hunting they swallow their own tails to become a wheel and then roll very fast at their prey. Lindworms are often found guarding mounds of treasure, that they use as their bed. But beware! The treasure is cursed and will bring no good to anyone who steals it.

DRAGON POWER!

Whatever lies under a Lindworm will grow as the dragon grows, which is why they collect treasure and get richer as it increases under them.

NOT QUITE INVINCIBLE

When facing a Lindworm, it is important to use a shield. They spit a milk-like poison that can blind a person. It is very difficult to kill a Lindworm. There is only one place on its body not protected by impenetrable scales. That is a small soft spot of skin on its belly. It is only by stabbing this exact spot with a sword that Lindworm can be killed.

MAGICAL BLOOD

One of the most famous Lindworms was Fafnir, who had a great hoard of gold. He was killed by the hero Sigurd, who lay in a pit and stabbed the Lindworm's soft spot from underneath. Sigurd then dipped his fingers in the dragon's blood and tasted it. Miraculously, he found he could then understand the language of the birds. A fact that saved his life when he heard the birds say that his accomplice Regin planned to kill him and take Fafnir's gold.



DRAC

FIRE-BREATHING MONSTER

WHO? Terror of the countryside

WHAT? Fire-breathing killing machine

WHERE? Spain

A TASTE FOR FLESH

Drac has strong wings, mighty claws, many teeth, breathes fire and has a taste for human flesh. Drac chose to make his home in the Catalan countryside near Barcelona. The local inhabitants were understandably terrified of him. To appease Drac, and stop him from killing everyone in the area, they selected a different person each day to sacrifice to the beast. One person a day was better than twenty a day! The choice was made by lot - each person drew a straw and the person with the shortest straw was the victim.



DRAGON POWER!

Unsurprisingly given his diet, he stank of rotting meat. This stink was so powerful it could rot anything near it. So protective armour is a must when confronting him!

HIS COME-UPPANCE

One day it was the turn of the daughter of the local king to be sacrificed to Drac, but luckily for her that was the day the brave and handsome knight, St. Jordi, rode into town. He saved her, and the rest of the population, by riding out in full armour to fight Drac. He triumphed by driving his spear through the dragon's throat.



A GIFT OF DRAGON BLOOD

As Drac lay dying, his blood seeped into the earth and on that spot a beautiful rose bush grew. Every year in April it bloomed with blood red roses. In Catalonia they celebrate St Jordi and his defeat of Drac on the 23rd April, and it is traditional to give a rose to the people you love. Would you like a rose grown from a dragon's blood?

Y DDRAIG GOCH

THE RED DRAGON

WHO? Welsh Guardian

WHAT? Small but feisty crimson warrior

WHERE? Wales, U.K.

BATTLING HISTORY


Many, many centuries ago, the Celtic king, Vortigern, was trying to build a castle on Dinas Emrys - a hill in Snowdonia, Wales. But every day the castle collapsed. The king sought the advice of his magician, Merlin, who told him he would find the answer by digging underneath the hill. Sure enough, deep below the hill in an underground lake, Vortigern discovered a red dragon and a white dragon fiercely fighting one another, causing the castle's foundations to shake. The dragons were released into the open and continued to fight. Y Ddraig Goch eventually won and Vortigern was finally able to build his castle.

DRAGON POWER!

Y Ddraig Goch is an indefatigable fighter, meaning that he never gives up. He was smaller than the White Dragon but fought longer and harder until he won.



22



DANGEROUSLY SWEET TOOTH

But why were the dragons underground? Even longer ago, the White Dragon had invaded the peaceful home of the Red Dragon, and the two battled in the skies over Wales. Their roars echoed across the land, the crops failed, and people and animals fell ill. Something had to be done. Ludd, a brave Welshman, came up with a plan. He knew that dragons liked sweet things and filled a giant cauldron with mead - a beer made from honey. The dragons stopped fighting to drink their fill, becoming drunk and sleepy. This was how Ludd buried them beneath Dinas Emrys.

SLUMBERING GUARDIAN

According to Merlin the magician, the Red Dragon represented the Welsh people, and their victory over the Saxons who were represented by the White Dragon. After winning the fight, Y Ddraig Goch went back to its lair under the hill. But legend says it will awaken in the future to defend Wales when needed. This is why the Red Dragon is on the flag of Wales and is a symbol of Welsh pride.

23

DRUK

GENERATOR OF STORMS

WHO? Destroyer of lies and deliverer of truth

WHAT? Flying storm lizard with a mighty roar

WHERE? Bhutan

DRAGON POWER!

The thunder of Druk's roar is not just a sign of a storm. It is also a wake-up call and helps people to break free from delusions and lies to see the truth.

TEMPESTUOUS MOUNTAINEER

Druk lives high up in the Himalayas, the highest mountains in the world. He is a creature of the loftiest peaks and doesn't like to visit the lower slopes. Many Himalayan people claim to have seen him taking off from the highest pastures and soaring into the atmosphere. Druk is the creator of storms. As he takes off from the ground and rises into the sky, the wind gets stronger, the clouds quickly gather and violent storms roll across the peaks. When he roars, thunder echoes through the mountains.

DESIRABLE JEWELS

He is slightly smaller than the Chinese Long, though otherwise a similar shape. He is brightly coloured, often orange or red. In each of his claws he clutches a jewel. These represent long-life, wealth, wisdom and strength. Druk is a bringer of good fortune. A gentle and generous dragon despite his mighty roar.

LAND OF THE THUNDER DRAGON

According to legend, a long time ago a Buddhist monk was visiting Southern Tibet, following instructions to set up a monastery there. When he approached, he saw nine dragons taking off into the sky, creating a loud clap of thunder. So he named his practice of Buddhism after the Druk dragon. This Buddhist practice then spread to Bhutan, where the Bhutanese called their country Druk Yul which means 'Land of Druk' in Dzongkha, the official language of Bhutan. Druk protects the land and people from harm. That is why he appears on the country's flag.

YONG

THE KIND DRAGON

WHO? Lucky bringer of wealth
WHAT? Bearded weather master
WHERE? Korea

LUCKY NUMBERS

Yong have a long, serpentine body, four claws on each foot, horns on the head and long whiskers that grow right round the mouth. They can also breathe fire, but don't be afraid of them. Yong are benevolent and protective. Seeing a Yong brings good luck. *To make sure of a Yong's protection and good luck, it is sensible to make an offering to them once a year.* As they live in the water, any watery place - a beach, in a well, river or spring - is a good location to set out some food for Yong and set afloat a small straw or paper boat with a tiny oil lamp or candle. The boat will carry away any bad luck.

DRAGON POWER!

Carries a ball known as the yeouiju in its claws or mouth. This ball grants unlimited power, including that of creation.


BECOMING A DRAGON

Any creature can become a dragon, though Yong usually start life as large, hornless python-like creatures known as imugi. These are lesser dragons. To become a true dragon, or Yong, they must live one thousand years and catch a yeouiju that has fallen from heaven. Only then do they grow horns, a fourth claw on each paw and their long, silky, beards. With the growth of the fourth claw, Yong can hold the orb, becoming wise and powerful.

WEATHERING THE FUTURE

The powers of the Yong include an ability to manipulate the natural world, particularly the weather. They bring rain and fertility to the land, ending famine and drought. At sea, they help fishermen get a good catch, and to harness the wind and waves. When they rise up out of the water and climb beyond the clouds, they leave behind a rainbow.





Dragons Around the World

Sally Nicholls and Maria Francesca Melis

A fiery introduction to dragons both beastly and benevolent that draws directly from world mythology.

- Many cultures tell stories about dragon-like creatures—some are fearsome and others are surprisingly friendly. This gloriously illustrated compendium celebrates them all!
- Featuring snappy summaries of famous myths and surprising facts drawn from historical sources, *Dragons Around the World* is the ultimate reference book for dragon fans the world over.
- Discover China's lucky Long dragon and Japan's pearl-clasping Ryujin, among other super serpents including the many-headed Hydra from ancient Greece and St. Jordi's fearsome match, Drac.
- Author Sally Nicholls has drawn research from the British Library's extensive cultural archives and her own intrepid travels to write about a global cast of dragons from a range of cultures and locations.
- A showcase at the back of the book traces each dragon's cultural origins through museum objects featuring dragons. Brought to life through the exquisite illustrations of Maria Francesca Melis, this book is a must-have for fans of dragons and mythology.

AU \$32.99 | NZ \$36.99

9780500654019

48 Pages | Hardcover

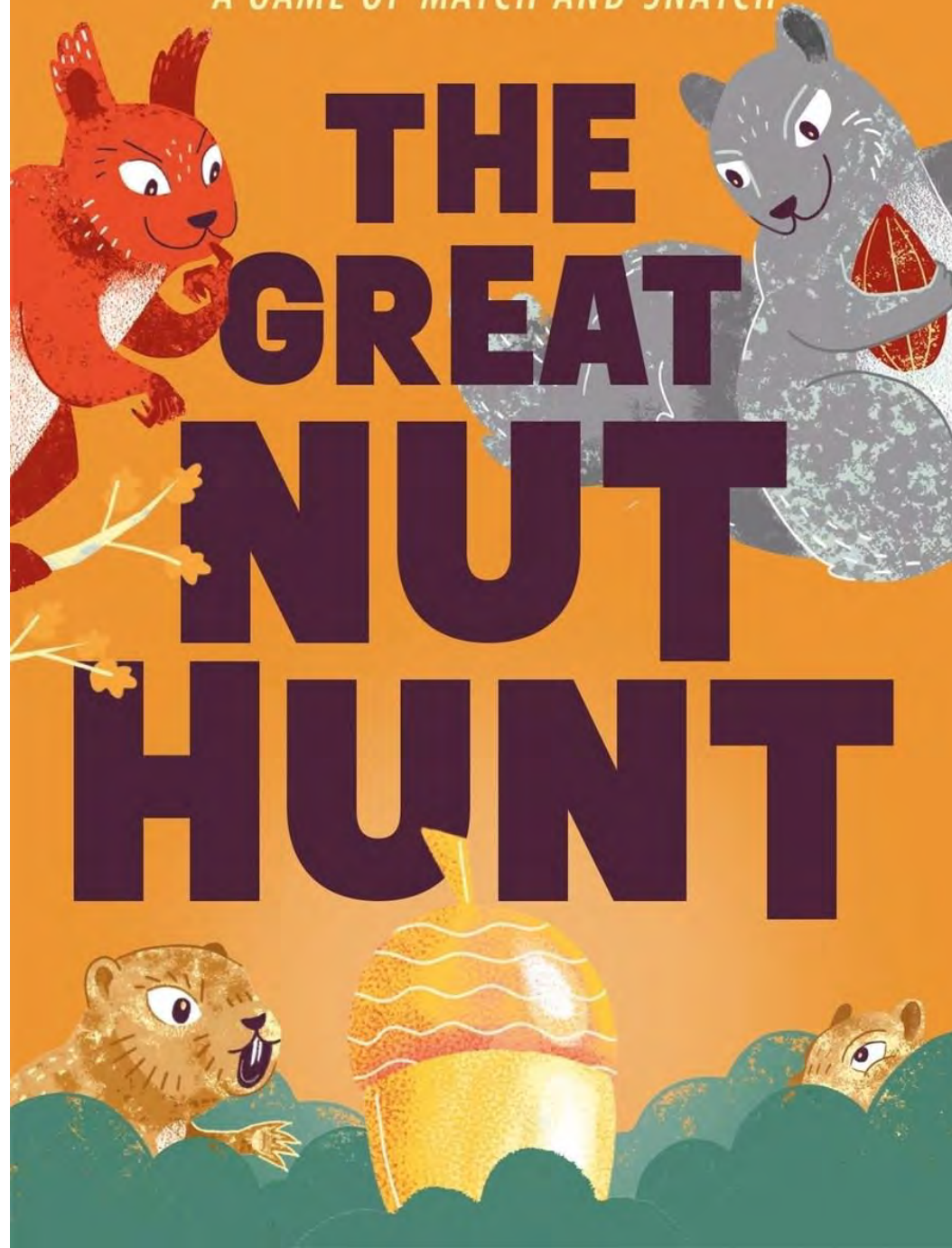
Ages 7 to 10, Grades 2 And Up

Illustrated in colour throughout

295 mm x 248 mm

Thames & Hudson

A GAME OF MATCH AND SNATCH





The Great Nut Hunt

A GAME OF MATCH AND SNATCH

Illustrated by Aimee Morley

Memory game meets mischief in this squirrel-themed treasure hunt with a gluttonous twist!

- Play solo or team up with a friend to take on the formidable Greedy Squirrel, or compete with up to five players to build the highest-scoring stash. Take turns flipping two tiles at a time to uncover food, wild cards, and - if you're lucky - the coveted golden acorn.
- However, not every tile reveals a delicious treat. If you find two Mystic Moles, they will grant you the power of foresight and you'll get to peek secretly at two tiles. Or, you might uncover the Devious Magpies who will become your henchbirds, swooping in to steal two tiles from an opponent - no hoard is safe until the last nut is stashed.
- Unfold the included poster to learn about five squirrels from around the world - did you know that Siberian chipmunks eat roughly half the nuts growing in Russian forests? Or that red squirrels pick mushrooms and balance them on branches to dry before storing them for winter?
- This is a matching and snatching card game based on an endlessly entertaining creature: the squirrel!

AU \$29.99 | NZ \$34.99

9780500421567



| Game

Ages 4 to 8, Grades K And Up

Illustrated in colour

98 mm x 137 mm

Thames and Hudson Ltd



Fold-out poster





THE GREAT NUT HUNT

HOW TO PLAY

MULTIPLAYER MADNESS (2-6 players)

- Mix up all the tiles. Lay them face down in a grid.
- Choose a player to go first. When it's your turn to play, turn over 2 tiles. If the pictures match, keep the tiles and place them in a pile in front of you (your 'stash'). Then take another turn. If the pictures are different, turn the tiles back over and the next person goes.
- When all the tiles are gone, use the menu to count your points. The player with the most points wins!

SQUIRREL SHOWDOWN (1-2 players)

- Put the smelly sock tiles in the box. Mix up the rest of the tiles.
- Place 11 tiles face down in a line. These are Greedy Squirrel's tiles.
- Lay the rest of the tiles face down in a grid. These are yours (and your friend's, if you are playing together against Greedy Squirrel).

4 You go first. Turn over 2 of your tiles. If they match, add them to your stash and take another turn.

5 If your tiles don't match, flip one of Greedy Squirrel's tiles and leave it facing up. This is Greedy Squirrel's turn.

6 If one of the tiles in Greedy Squirrel's line matches one of the tiles in your grid, take the pair and add it to your stash. Then take another turn.

7 If none of the tiles match, turn your tiles back over but leave Greedy Squirrel's tile face up. Then take your next turn.

8 When Greedy Squirrel has no more face-down tiles, you get one last turn.

9 Count your points using the menu, then check your score on the nut-o-meter below!

DESSERT
Players get 5 points per matching pair.

THE GOLDEN ACORN!

FLUFFY FACT
Squirrels love chestnuts, but they don't like to eat them!

MAIN COURSE
Players get 2 points per matching pair.

Earthworm	Pinecones	Tree blossoms
Acorn	Chanterelle mushrooms	Bird's egg
Toadstool mushrooms	Almond	Wild strawberries
Walnuts	Blackberry	Hazelnuts

STARTERS
Players get 1 point per matching pair.

Caterpillar	Sunflower seeds
Apple core	

Remember! You can only add 2 tiles to your stash at a time!

WILD TILES
If you find 2 matching wild tiles, add them to your stash. You can use them right away or save them for a future turn. Return the tiles to the box after playing them. Any wild tiles left in your stash at the end of the game will be worth 0 points.

Give a pair of **chili peppers** to another player. They must skip their next turn to recover from the spicy snack. If you use the chili peppers against Greedy Squirrel, you get an extra turn.

Use 2 **mystic moles** to secretly look at 2 extra tiles. All other players must close their eyes while you look at them, then turn the tiles back over. If you use the mystic moles against Greedy Squirrel, you can turn 4 tiles in your grid over, but you can only keep one matching pair.

Use 2 **devious magpies** to steal a matching pair of tiles from another player. You can use the magpies to steal a pair of tiles from Greedy Squirrel's line.

Give a pair of **smelly socks** to another player. The next pair of tiles they pick up must be put in the box right away, along with the smelly socks. The socks are only played in Multiplayer Madness.

NUT-O-METER

16+ YOU ARE 100% NUT! It's time to nap on a branch!

11-15 PART NUT, PART SQUIRREL! It's getting hard to move!

6-10 NUT QUITE FULL YET! You are dreaming of acorns!

0-5 NUTTY BUT HIBBLY! Your tail is still twitching with hunger!

Greedy Squirrel!

The Great Nut Hunt © 2020 Ravens & Friends Ltd. Illustrations © 2020 Emma Murray. Designed & written by Emma Murray.



The Great Nut Hunt

A GAME OF MATCH AND SNATCH

Illustrated by Aimee Morley

Memory game meets mischief in this squirrel-themed treasure hunt with a gluttonous twist!

- Play solo or team up with a friend to take on the formidable Greedy Squirrel, or compete with up to five players to build the highest-scoring stash. Take turns flipping two tiles at a time to uncover food, wild cards, and - if you're lucky - the coveted golden acorn.
- However, not every tile reveals a delicious treat. If you find two Mystic Moles, they will grant you the power of foresight and you'll get to peek secretly at two tiles. Or, you might uncover the Devious Magpies who will become your henchbirds, swooping in to steal two tiles from an opponent - no hoard is safe until the last nut is stashed.
- Unfold the included poster to learn about five squirrels from around the world - did you know that Siberian chipmunks eat roughly half the nuts growing in Russian forests? Or that red squirrels pick mushrooms and balance them on branches to dry before storing them for winter?
- This is a matching and snatching card game based on an endlessly entertaining creature: the squirrel!

AU \$29.99 | NZ \$34.99

9780500421567

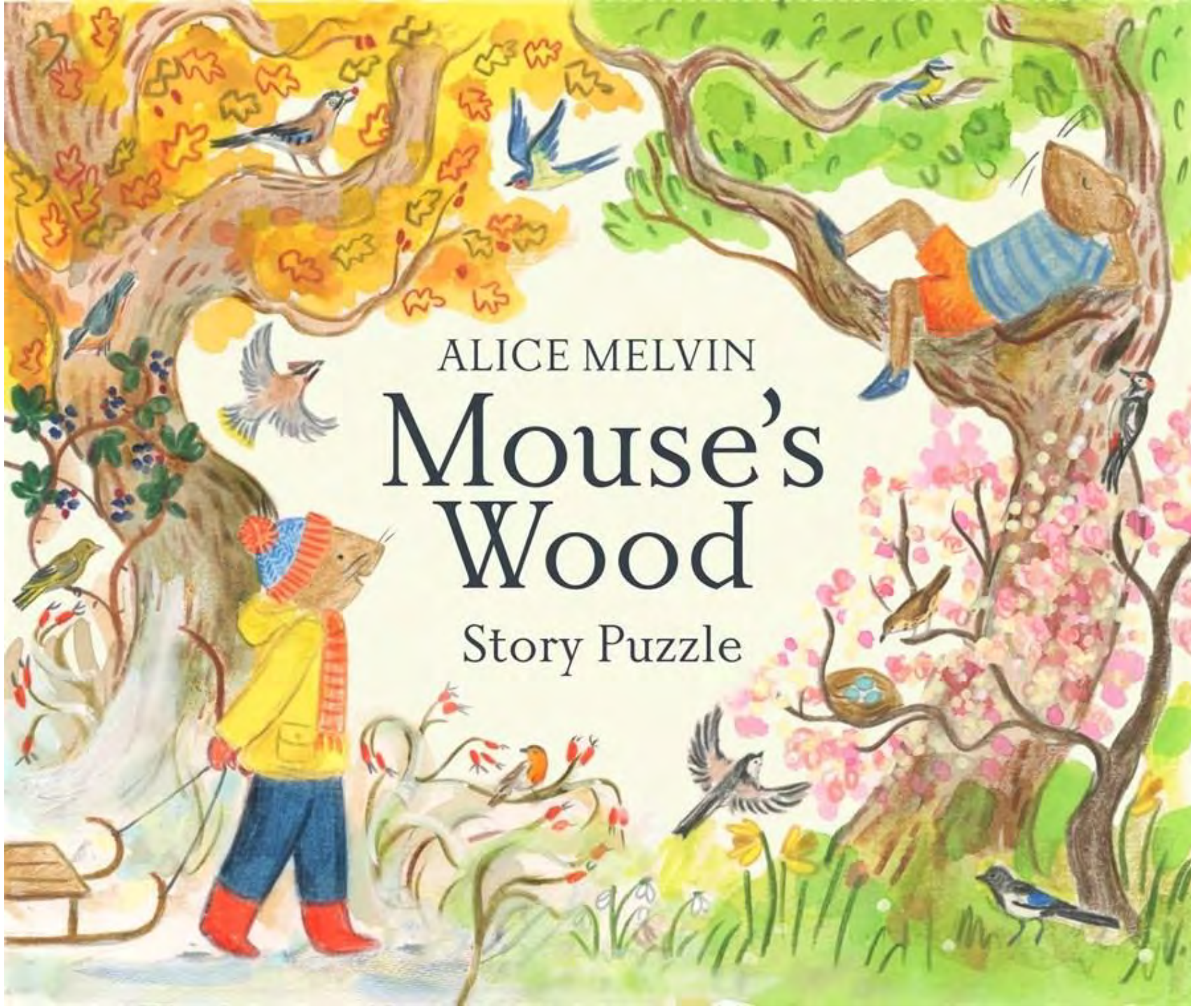
| Game

Ages 4 to 8, Grades K And Up

Illustrated in colour


98 mm x 137 mm

Thames and Hudson Ltd




ALICE MELVIN
**Mouse's
Wood**
Story Puzzle

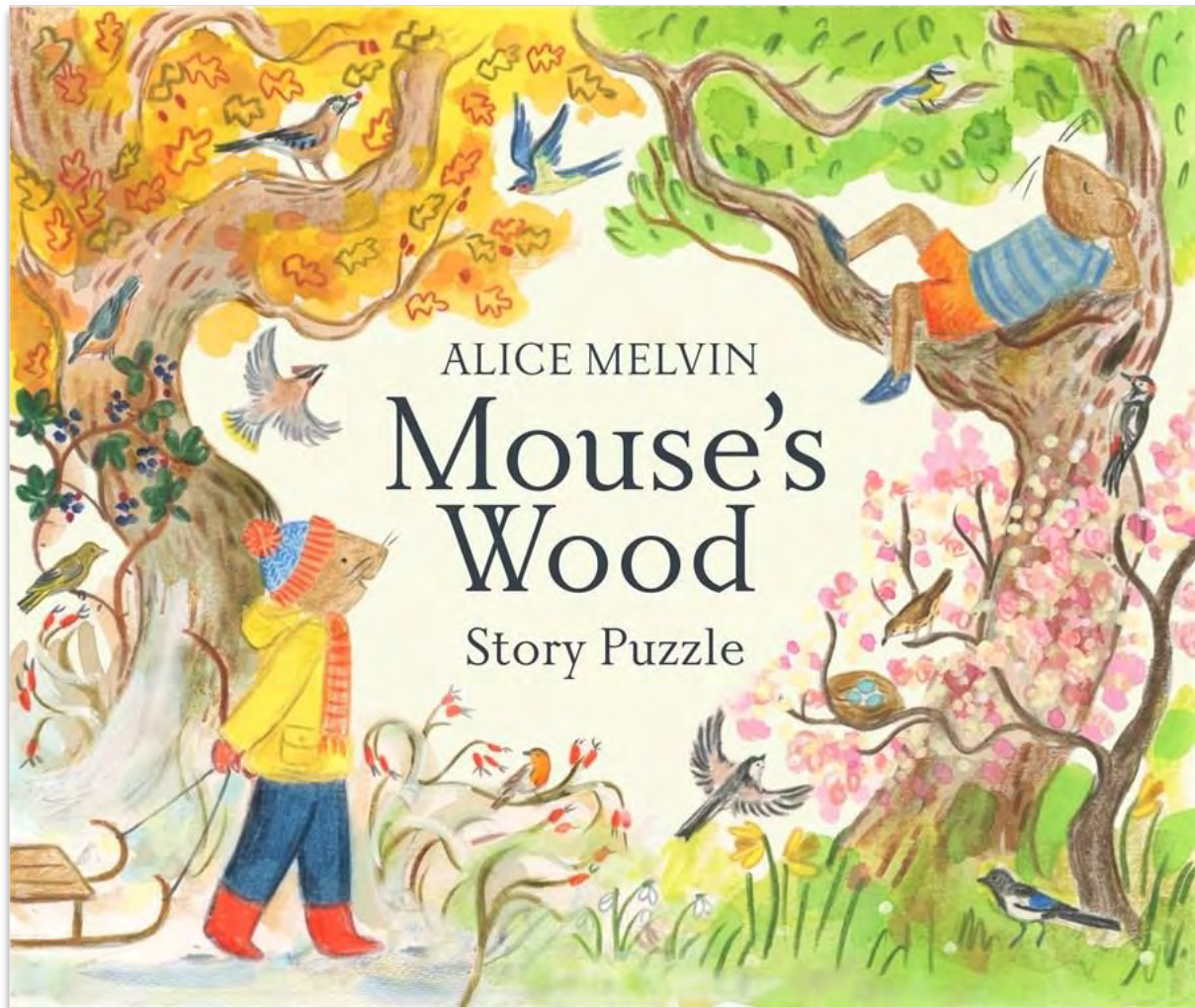
ALSO AVAILABLE



9780500660362



9780500660379



Mouse's Wood

STORY PUZZLE

Alice Melvin

Experience a year in nature with this 12-piece story puzzle by Alice Melvin.

- Discover a year of woodland wonder with this charming double-sided story puzzle from acclaimed author-illustrator Alice Melvin. Blending the fun of jigsaw play with the rhythm of a calendar, this ring-shaped puzzle follows Mouse through the changing seasons.
- The included fold-out poster adds to the experience, featuring woodland creatures and plants to spot - whether on the puzzle itself or outdoors.
- This is a 12-piece story puzzle based on the bestselling "*Mouse's Adventures*" series by Alice Melvin.
- This puzzle also doubles as a handy resource for young children ages 3+ learning about the years, about seasons, and about nature.
- Based on the calendar year, this puzzle also helps young children understand sequencing and helps them develop spatial skills.
- Perfect for existing fans of Mouse and its accompanying stories, and can be a charming entry point for newcomers to Mouse's world.

AU \$29.99 | NZ \$34.99

9780500421536


1 Page | Jigsaw Puzzle

Ages 0 to 4, Grades P And Up

Illustrated in colour

149 mm x 181 mm


Thames and Hudson Ltd



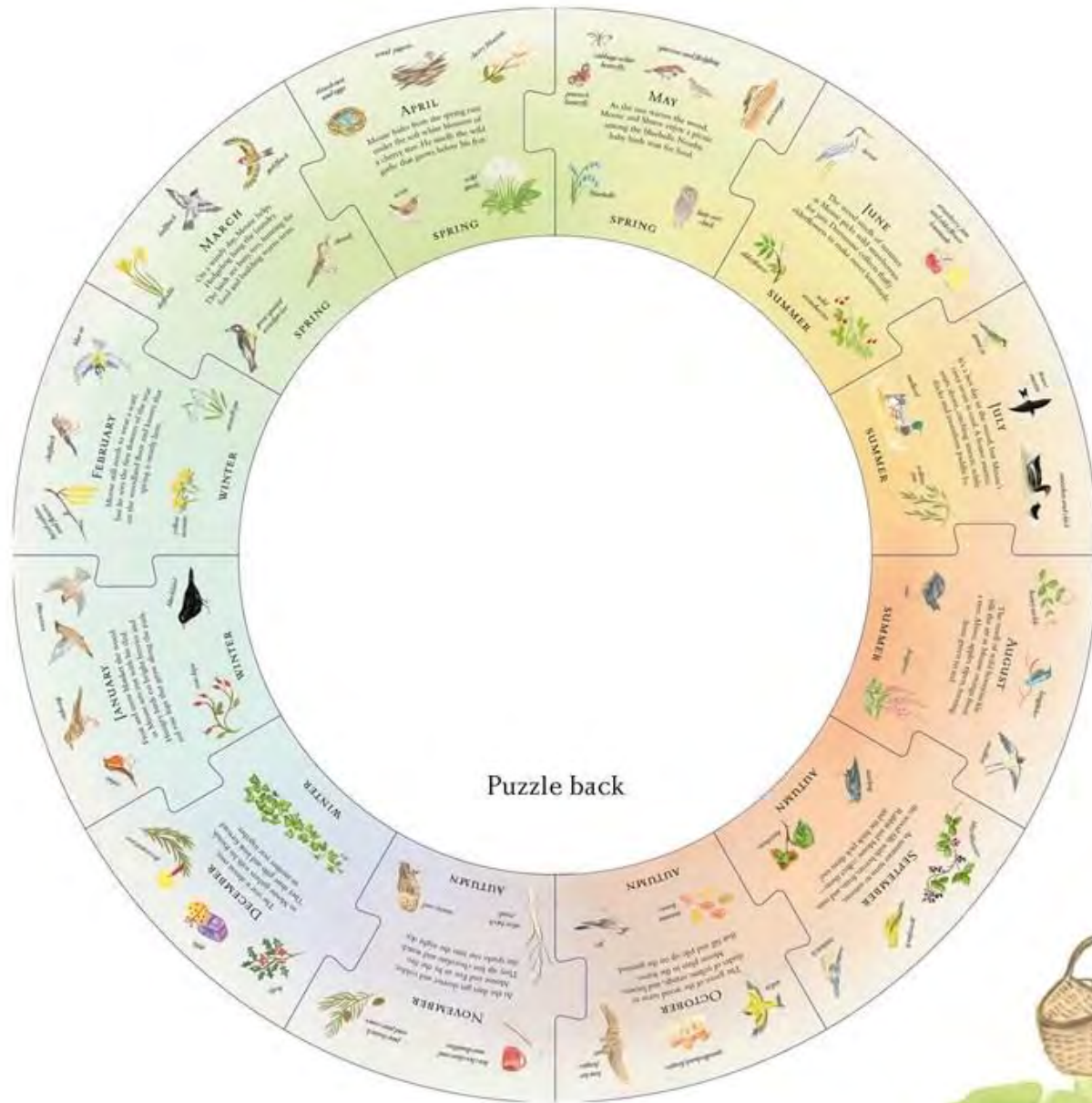
Double-sided 12-piece
jigsaw puzzle



Double-sided fold-out poster



Puzzle front

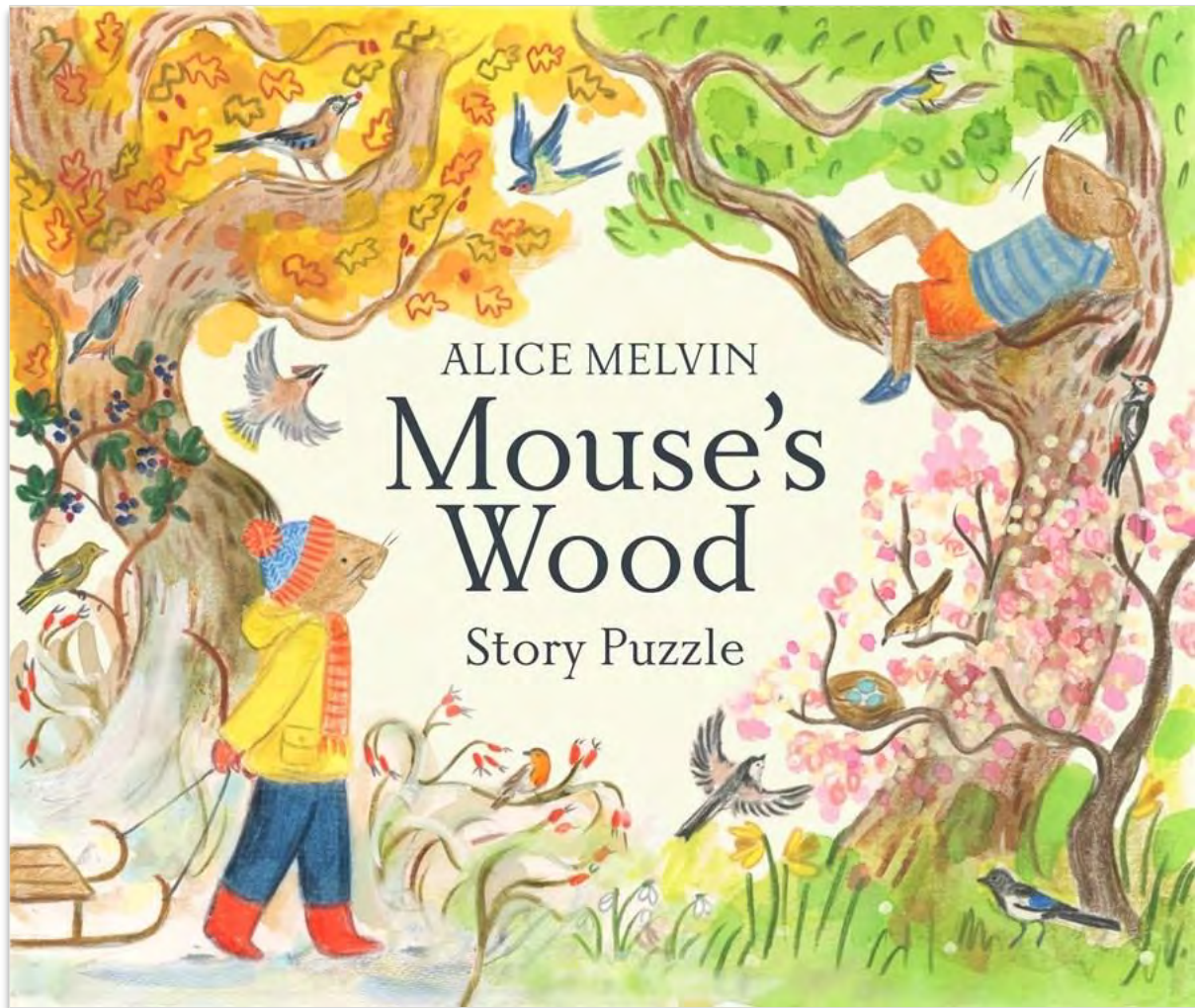




Poster front



Poster back



Mouse's Wood

STORY PUZZLE

Alice Melvin

Experience a year in nature with this 12-piece story puzzle by Alice Melvin.

- Discover a year of woodland wonder with this charming double-sided story puzzle from acclaimed author-illustrator Alice Melvin. Blending the fun of jigsaw play with the rhythm of a calendar, this ring-shaped puzzle follows Mouse through the changing seasons.
- The included fold-out poster adds to the experience, featuring woodland creatures and plants to spot - whether on the puzzle itself or outdoors.
- This is a 12-piece story puzzle based on the bestselling "*Mouse's Adventures*" series by Alice Melvin.
- This puzzle also doubles as a handy resource for young children ages 3+ learning about the years, about seasons, and about nature.
- Based on the calendar year, this puzzle also helps young children understand sequencing and helps them develop spatial skills.
- Perfect for existing fans of Mouse and its accompanying stories, and can be a charming entry point for newcomers to Mouse's world.

AU \$29.99 | NZ \$34.99

9780500421536

1 Page | Jigsaw Puzzle

Ages 0 to 4, Grades P And Up

Illustrated in colour

149 mm x 181 mm

Thames and Hudson Ltd

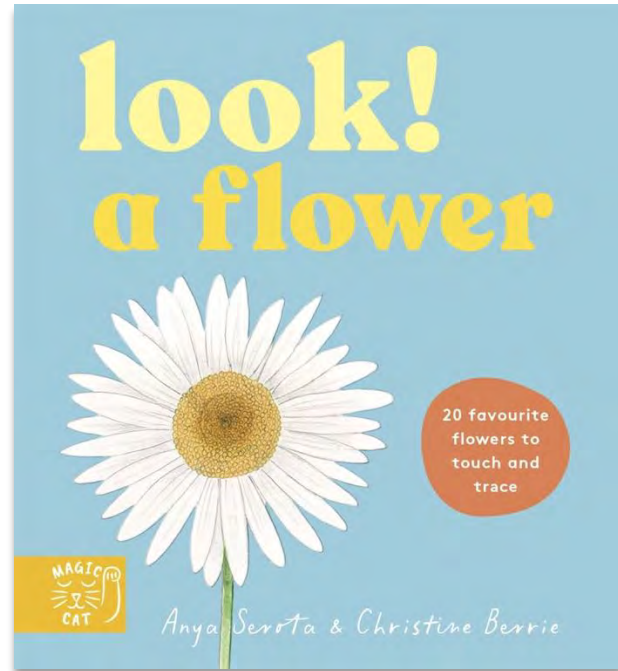
look! a tree

20 trees
and leaves
to touch
and feel




Anya Serota & Christine Berrie

ALSO AVAILABLE



9781917366632



9781917768825

look! a tree

20 trees
and leaves
to touch
and feel



Anya Serota & Christine Berrie

Look! A Tree!

Anya Serota, Illustrated by Christine Berrie

Learn the names of twenty trees and their characteristics in this book of wonders, perfect for inspiring a love of the natural world.

- Discover the names of twenty trees and look at their unique leaves in this book of wonders, perfect for inspiring a love of a natural world.
- From the colourful leaves of the aspen to the evergreen needles of a scots pine, discover the characteristics that make these trees unique.
- With embossed patterns on every page, little nature lovers will enjoy touching and tracing every beautiful tree and learning to identify them by their leaves, nuts, seeds and berries.

AU \$19.99 | NZ \$21.99
9781911766582
20 Pages | Board Book
Ages 5 And Under
180 mm x 167 mm
Magic Cat Publishing

Look! A leaf from a tree!



silver birch

And look!
A leaf from
another tree.

willow



More needles! And a cone! Inside
the cone, seeds are hiding.



scots pine

Different
trees grow
seeds in
different
ways.

The seeds
of this tree
hide inside
a seed pod.



eucalyptus

The leaves of this tree
have a pointed tip.

apple



And look! More pointed leaves –
but different fruit!



cherry

These leaves are sharp
and stiff. They grow
in a spiral shape.



monkey puzzle

This leaf looks like a fan!



ginkgo

These are all trees!
All kinds of colours.
All kinds of shapes.
All kinds of names.



What a wonderful world this is!

look! a tree

20 trees
and leaves
to touch
and feel



Anya Serota & Christine Berrie

Look! A Tree!

Anya Serota, Illustrated by Christine Berrie


Learn the names of twenty trees and their characteristics in this book of wonders, perfect for inspiring a love of the natural world.

- Discover the names of twenty trees and look at their unique leaves in this book of wonders, perfect for inspiring a love of a natural world.
- From the colourful leaves of the aspen to the evergreen needles of a scots pine, discover the characteristics that make these trees unique.
- With embossed patterns on every page, little nature lovers will enjoy touching and tracing every beautiful tree and learning to identify them by their leaves, nuts, seeds and berries.

AU \$19.99 | NZ \$21.99
9781911766582
20 Pages | Board Book
Ages 5 And Under
180 mm x 167 mm
Magic Cat Publishing

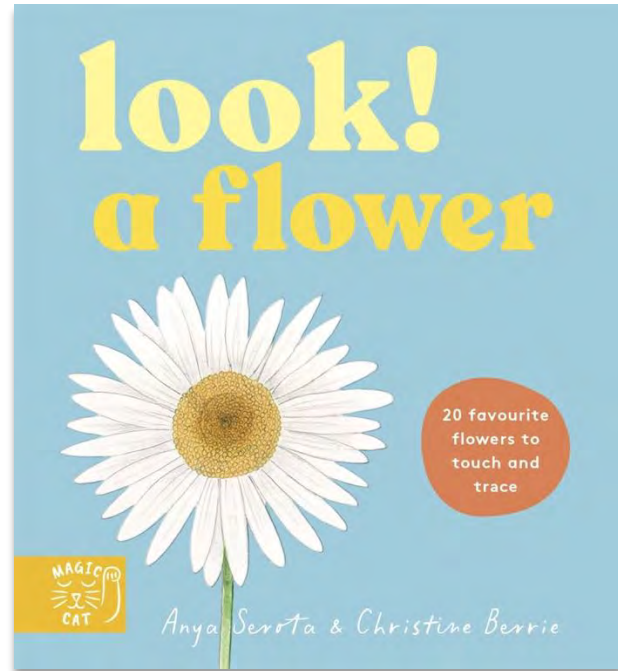
look! a dog

20 faithful
friends to
touch
and feel




Anya Serota & Christine Berrie

ALSO AVAILABLE




9781917366632



9781917768825

look! a dog

20 faithful
friends to
touch
and feel



Anya Serota & Christine Berrie

Look! A Dog!

Anya Serota, Illustrated by Christine Berrie

Learn the names of twenty dogs and their characteristics in this book of wonders, perfect for inspiring a love of the natural world.

- From the tiniest dachshund to the tallest Great Dane, discover the characteristics that make these dogs unique.
- With embossed patterns on every page, little nature lovers will enjoy touching and tracing every canine companion.

AU \$19.99 | NZ \$21.99
9781911766599
20 Pages | Board Book
Ages 5 And Under
180 mm x 167 mm
Magic Cat Publishing

Look! A dog!



labrador

And look! Another dog!
A brown, black and white dog.



corgi

This dog has very long hair.




afghan hound

This dog's hair has been cut into shapes!



poodle

Look! A dog
with pointy
ears that
stand up.



blue heeler

More pointy
ears!




german shepherd

Look! This dog has short
legs and a long body.




dachshund

This dog is one
of the largest
dogs of all!



**great
dane**


These are all dogs.
All kinds of colours.
All kinds of sizes.
All kinds of names.



What a wonderful world this is!

look! a dog

20 faithful
friends to
touch
and feel



Anya Serota & Christine Berrie

Look! A Dog!

Anya Serota, Illustrated by Christine Berrie

Learn the names of twenty dogs and their characteristics in this book of wonders, perfect for inspiring a love of the natural world.

- From the tiniest dachshund to the tallest Great Dane, discover the characteristics that make these dogs unique.
- With embossed patterns on every page, little nature lovers will enjoy touching and tracing every canine companion.

AU \$19.99 | NZ \$21.99
9781911766599
20 Pages | Board Book
Ages 5 And Under
180 mm x 167 mm
Magic Cat Publishing



ALSO AVAILABLE



9781641709781



9781641709002



9781641708760



9781641707312



Safari Train

Christopher Robbins, Illustrated by Susanna Covelli

A book, toy, and decoration all in one, this 56" foldable train tours the wild animals of Africa from A to Z.

- Grab your binoculars and buckle up for a journey deep into the wilds of Africa. With facts about lions, giraffes, and other wildlife throughout the journey, this adorable two-in-one sturdy die-cut board book unfolds into a 56" train (perfect for playtime or room decor!).
- A perfect interactive primer for teaching animals and geography to kids, *Safari Train* provides that colourful, educational, and toylike experience that makes learning fun.
- Playful three-in-one format: read as a book, play as a train, or use as room decor. Versatility meets education!
- This board book is part of the bestselling On-Track Learning series from Familius that teaches the alphabet with children's favorite topics, like dinosaurs, monsters, and Christmas.
- Not only does *Safari Train* teach letter recognition and simple animal facts, but it is interactive and visually stimulating for small hands. With its sturdy, tear-resistant material and tactile features, it encourages hands-on learning, perfect for curious young learners.

AU \$24.99 | NZ \$29.99

9798893960594

14 Pages | Board Book

Ages 1 to 3, Grades P to P

Fully illustrated

152 mm x 203 mm

Familius



1 white rhinoceros standing in the sun.



2 gray elephants
having playtime fun.



3 yellow giraffes eating acacia leaves.



Safari Train

Christopher Robbins, Illustrated by Susanna Covelli

A book, toy, and decoration all in one, this 56" foldable train tours the wild animals of Africa from A to Z.

- Grab your binoculars and buckle up for a journey deep into the wilds of Africa. With facts about lions, giraffes, and other wildlife throughout the journey, this adorable two-in-one sturdy die-cut board book unfolds into a 56" train (perfect for playtime or room decor!).
- A perfect interactive primer for teaching animals and geography to kids, *Safari Train* provides that colourful, educational, and toylike experience that makes learning fun.
- Playful three-in-one format: read as a book, play as a train, or use as room decor. Versatility meets education!
- This board book is part of the bestselling On-Track Learning series from Familius that teaches the alphabet with children's favorite topics, like dinosaurs, monsters, and Christmas.
- Not only does *Safari Train* teach letter recognition and simple animal facts, but it is interactive and visually stimulating for small hands. With its sturdy, tear-resistant material and tactile features, it encourages hands-on learning, perfect for curious young learners.

AU \$24.99 | NZ \$29.99

9798893960594


14 Pages | Board Book

Ages 1 to 3, Grades P to P

Fully illustrated

152 mm x 203 mm


Familius



**If I
had a
dragon**

thames
&hudson

GABBY DAWNAY
ALEX BARROW



If I had a dragon

Gabby Dawnay

A boardback edition of this fiery tale in the bestselling 'If I Had a...!' series, in which our protagonist imagines life with a dragon as a pet.

- Imagine what it would be like to have a dragon as a pet. Join our funny female protagonist on her latest flight of fancy, but watch out for that burning bad breath!
- Dragons are mighty mythical beasts... and perfect pets. Getting to school is a breeze when you can fly, and you would never have to worry about lighting the barbecue. But what exactly do dragons eat? Perhaps a trip to the museum will help, just beware of knights in shining armour!
- Gabby and Alex's If I had a... series goes from strength to strength. The latest in the fantastically funny series is full of fantasy fun, wrapping up an exciting day of dragon adventures with a warm and cosy night-time scene, the perfect book for bedtime.

AU \$19.99 | NZ \$21.99

9780500653647

28 Pages | Board Book

185 mm x 171 mm

Thames and Hudson Ltd

I wouldn't mind a mermaid,



Krakens need a lot of space



and trolls are WAY too scary!



A minotaur might roam ...



The Yeti is abominable,



so what about a fairy?



unicorns are magical
(but I have one at home).



I really want an epic pet
to play some awesome games.
A legendary flying pet
that likes exhaling flames ...

Oh, if I had a ...


DRAGON

just imagine all the thrills.
I wonder if she'd teach me
all her fire-breathing skills?



In case my dragon told me
she would like to learn to read,
the library has lots of books
on everything we need . . .

There we'd find a cozy nook
to learn the alphabet,
then look for every kind of book
on every sort of pet!



Dragons do need feeding
just to keep their breath "alight,"
so every week we'd have to seek
and find a tasty knight . . .




My dragon would amaze us
with her fire-blazing games,
by lighting up the sky at night
in multi-colored flames!



Afterward we'd have a drink
of fiery ginger ale . . .

And while she kept the castle warm
we'd read a dragon's tale.





If I had a dragon

Gabby Dawnay

A boardback edition of this fiery tale in the bestselling 'If I Had a...!' series, in which our protagonist imagines life with a dragon as a pet.

- Imagine what it would be like to have a dragon as a pet. Join our funny female protagonist on her latest flight of fancy, but watch out for that burning bad breath!
- Dragons are mighty mythical beasts... and perfect pets. Getting to school is a breeze when you can fly, and you would never have to worry about lighting the barbecue. But what exactly do dragons eat? Perhaps a trip to the museum will help, just beware of knights in shining armour!
- Gabby and Alex's If I had a... series goes from strength to strength. The latest in the fantastically funny series is full of fantasy fun, wrapping up an exciting day of dragon adventures with a warm and cosy night-time scene, the perfect book for bedtime.

AU \$19.99 | NZ \$21.99


9780500653647

28 Pages | Board Book

185 mm x 171 mm


Thames and Hudson Ltd

OGRE



FRANCES STICKLEY & STEFANO MARTINUZ

ALSO AVAILABLE




9781917366281



9781915569677

OGRE



Ogre

Frances Stickley, Illustrated by Stefano Martinuz

An aspirational story about the power of standing up for yourself.

- Ogre is different, and longs for something more than just anger and destruction. So, when a chance encounter with a protective mama bird prompts a huge reaction, things immediately change. Will he stay true to his path? And what will happen to the rest of the ogres?
- Aspirational and moving, this title is the third book in the *Stories from the Swamp* series. With a powerful environmental theme, this picture book will make young readers question everything they are capable of.
- From bestselling duo Frances Stickley and Stefano Martinuz - the series has sold in 15 languages worldwide.
- A story about breaking cycles of bullying and finding the bravery to be different - perfect for sparking conversations about empathy and self-belief.
- Told in Stickley's trademark toe-tapping rhythm and rhyme, this is a lyrical bedtime story that children will want to hear again and again.



FRANCES STICKLEY & STEFANO MARTINUZ

AU \$19.99 | NZ \$21.99
9781917768696
32 Pages | Paperback
Illustrated in colour throughout
240 mm x 280 mm
Magic Cat Publishing

The ogres were brutish and loutish and loud.
Bullish and boorish, parading and proud.
Destroying the swamplands with black hobnail boots.
Glaring and tearing up trees from their roots.

"WE ARE THE OGRES!
AN 'ORRIBLE LOT."

WE WRECK AND WE
RIP AND WE SMASH
AND WE CRUSH.


THERE'S NOBODY
BIGGER OR BETTER
THAN US."

WE TAKE WHAT WE
WANT AND WE WANT
WHAT YOU'VE GOT.

But one of the ogres stood out from the crowd.
His boots not so heavy, his voice, not so loud.



He side-stepped the insects.
He knew every bird.



He heard the trees thrumming
their songs without words.



He saw all the world in
its delicate splendour...

This ogre was different. This ogre was tender.



The others were brutish and boisterous and bossy.
But if not in their gang, Ogre wondered, who was he?



And while all the others grew
prouder and prouder,

a small voice inside him
was just getting louder.



It rang in his ears as he gazed at the stars.
"Perhaps," the voice said,



"THIS IS NOT
WHO YOU ARE."



"STOP!"

A cold silence settled, chillingly quiet, but then came a thundering, earsplitting riot...



"YOU WHAT?"

said the ogres, in rage and disgust.

"PICK UP YOUR CLUB OR YOU'LL ANSWER TO US."

They crashed at the trunk with an almighty bang.




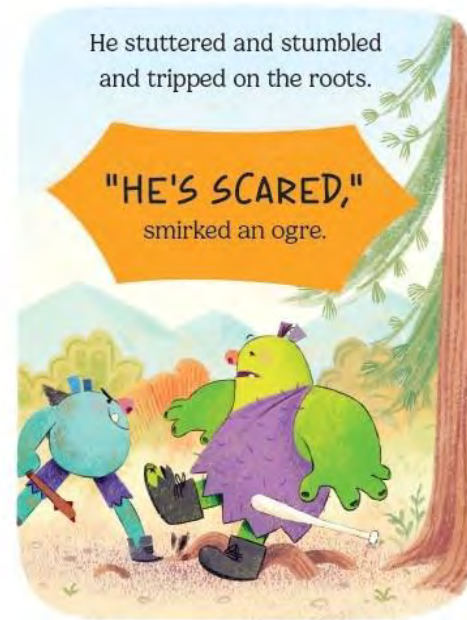

"SMASH IT,"

they snarled.



"OR YOU'RE OUT OF THE GANG."





But over the bridge the stream had stopped flowing.
Nothing was flourishing. Nothing was growing.

The ogres were hungry and
that made them meaner.


They knew of a place that
was fertile and greener

where corn, fruit and
vegetables grew back-to-back.

They gathered their clubs
and began their attack.



OGRE



FRANCES STICKLEY & STEFANO MARTINUZ

Ogre

Frances Stickley, Illustrated by Stefano Martinuz

An aspirational story about the power of standing up for yourself.

- *Ogre* is different, and longs for something more than just anger and destruction. So, when a chance encounter with a protective mama bird prompts a huge reaction, things immediately change. Will he stay true to his path? And what will happen to the rest of the ogres?
- Aspirational and moving, this title is the third book in the *Stories from the Swamp* series. With a powerful environmental theme, this picture book will make young readers question everything they are capable of.
- From bestselling duo Frances Stickley and Stefano Martinuz - the series has sold in 15 languages worldwide.
- A story about breaking cycles of bullying and finding the bravery to be different - perfect for sparking conversations about empathy and self-belief.
- Told in Stickley's trademark toe-tapping rhythm and rhyme, this is a lyrical bedtime story that children will want to hear again and again.

AU \$19.99 | NZ \$21.99
9781917768696


32 Pages | Paperback

Illustrated in colour throughout

240 mm x 280 mm

Magic Cat Publishing


THE Ballet Music Book




MAGIC
CAT

PLAY SWAN LAKE, NUTCRACKER,
SLEEPING BEAUTY AND OTHER BALLET CLASSICS


ALSO AVAILABLE



9781917044004



9781915569608



The Ballet Music Book

DANCE ALONG TO EIGHT CLASSIC BALLET PIECES

Jennifer Eckford, Illustrated by Amy Adele

With eight touch-activated sound chips, join the Mouse Family as they put on a beautiful ballet show, set to 8 pieces from iconic ballets.

- Discover the joys of ballet with the sweet music book for little ones aged 5+
- Follow the Mouse Family as they rehearse their ballet moves, choose their costumes and put on a spectacular performance. Simply press the stars on every page to join in the fun with these pieces from eight iconic ballets including *The Nutcracker*, *Bolero*, *Swan Lake*, *Sleeping Beauty* and *A Midsummer Night's Dream*.
- This elegant sound book features:
 - Interactive sound chips to press on every page to listen to the iconic pieces of ballet music.
 - Sheet music for the classical pieces, perfect for budding musicians.
 - Adorable illustrations of the Mouse Family as they prepare for their performance.

AU \$44.99 | NZ \$49.99

9781917768276

24 Pages | Hardcover

Ages 5 to 7

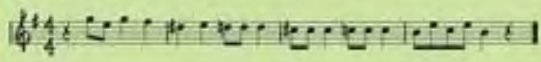
256 mm x 310 mm

Magic Cat Publishing

It's miserable outside today.
The mice can't leave the house to play.

Then Little Mouse says, "Wait, I know!
Let's all perform a ballet show!"

DANCE OF THE SUGAR PLUM FAIRY



Illustrated by the author of the book.

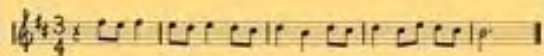


Now it's time for every mouse
To spin and twirl
around the house.

They gaily
gambol down
the stairs.

Grandpa chuckles
from his chair.


TALE OF THE KALENDAR PRINCE



Composed by Richard Rodney Bennett



DANCE OF THE CYGNETS



Composition by Perle Hildt, Copenhagen

The lighting dims. They take their places.
Beaming smiles upon their faces.
The little cygnet starts the show...

Her paws aloft,
her cheeks aglow.




The room is filled with loud applause.
As every grown-up claps their paws.

"Lovely!" "Bravo!" "Encore!" "Wow!"
The dancers take their final bow.

WEDDING MARCH





The Ballet Music Book

DANCE ALONG TO EIGHT CLASSIC BALLET PIECES

Jennifer Eckford, Illustrated by Amy Adele

With eight touch-activated sound chips, join the Mouse Family as they put on a beautiful ballet show, set to 8 pieces from iconic ballets.

- Discover the joys of ballet with the sweet music book for little ones aged 5+
- Follow the Mouse Family as they rehearse their ballet moves, choose their costumes and put on a spectacular performance. Simply press the stars on every page to join in the fun with these pieces from eight iconic ballets including *The Nutcracker*, *Bolero*, *Swan Lake*, *Sleeping Beauty* and *A Midsummer Night's Dream*.
- This elegant sound book features:
 - Interactive sound chips to press on every page to listen to the iconic pieces of ballet music.
 - Sheet music for the classical pieces, perfect for budding musicians.
 - Adorable illustrations of the Mouse Family as they prepare for their performance.

AU \$44.99 | NZ \$49.99

9781917768276

24 Pages | Hardcover

Ages 5 to 7

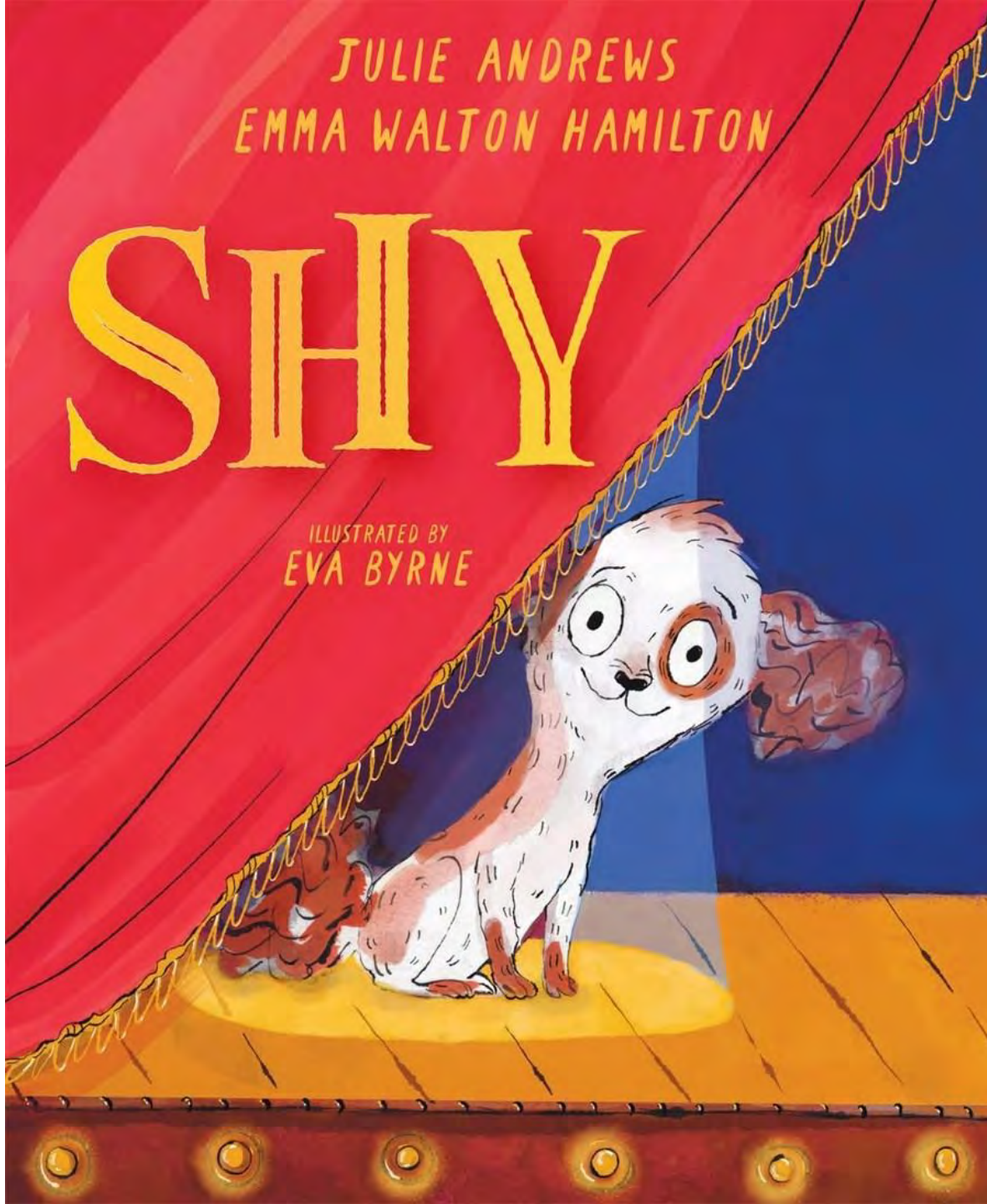
256 mm x 310 mm

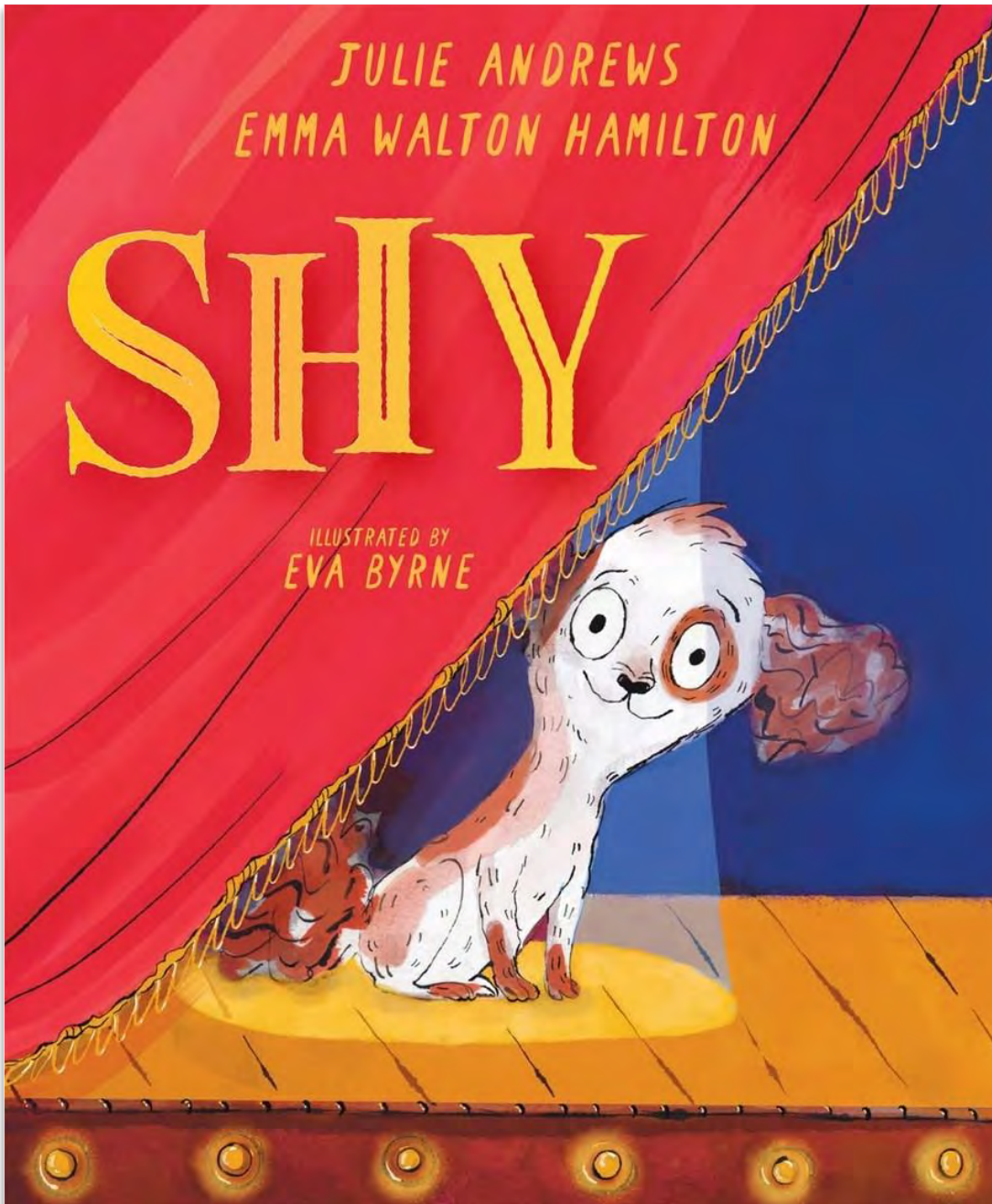
Magic Cat Publishing

JULIE ANDREWS
EMMA WALTON HAMILTON

SHY

ILLUSTRATED BY
EVA BYRNE





Shy

A PICTURE BOOK

Julie Andrews and Emma Walton Hamilton, Illustrated by Eva Byrne

From *New York Times* bestselling mother-daughter duo Julie Andrews & Emma Walton Hamilton and bestselling illustrator Eva Byrne comes an empowering tale of finding your voice—starring a shy puppy who discovers the magic of music.

- Shy is the smallest and quietest pup at the shelter. The world feels big, loud, and a bit scary to her sweet and gentle soul.
- Inspired by Julie Andrews’s real-life “singing” dog, this uplifting picture book invites readers to find their voice and share their talents with the world.
- Beloved iconic actress Julie Andrews and her daughter Emma Walton Hamilton are a powerhouse duo—complete with Emmy, Grammy, and Academy Awards—best known in the children’s book world for their *New York Times* bestselling *Very Fairy Princess* series.
- Pet parents and kids who love dogs won’t be able to resist this utterly charming puppy protagonist with big dreams of stepping into the spotlight. Byrne’s illustrations capture every true-to-life doggy expression and Shy’s winning personality.
- This book is inspired by Andrews’s real-life poodle pup, who sang (i.e., howled) along during rehearsals for *My Fair Lady*. Back matter includes an author’s note and photos of the real Shy, who refused to leave the piano or Andrews’s side.

AU \$32.99 | NZ \$36.99

9781419763205


40 Pages | Hardcover

Ages 4 to 8, Grades P to 3

Full-colour illustrations throughout

279 mm x 229 mm

Abrams Books for Young Readers



Shy was the smallest and quietest pup at the shelter.
She seldom made a sound. Not at suppertime.
Not at walk time. Not even at playtime.

While the other puppies tumbled and yipped
and yapped, Shy tucked herself into a small corner.
The world felt big, loud, and a bit scary to
her sweet and gentle soul.



One crisp autumn day, a man with kind eyes arrived.
"I'm looking for a new best friend," he said.
"One who can keep me company and help me concentrate while I work."




"We have just the pup for you!" said the attendant.
"We call her Shy."
"Perfect!" said the man. "A bit like me."

The man sat down on a wide stool, and as he moved his hands over the instrument, beautiful sounds unlike any Shy had heard before danced in the air. Shy lifted her head, and something inside her began to stir.






At first, she gave a small whine.
Then, a soft woof under her breath.
Then ... "Ow-WOOOOOOOOOOOOOOO!"

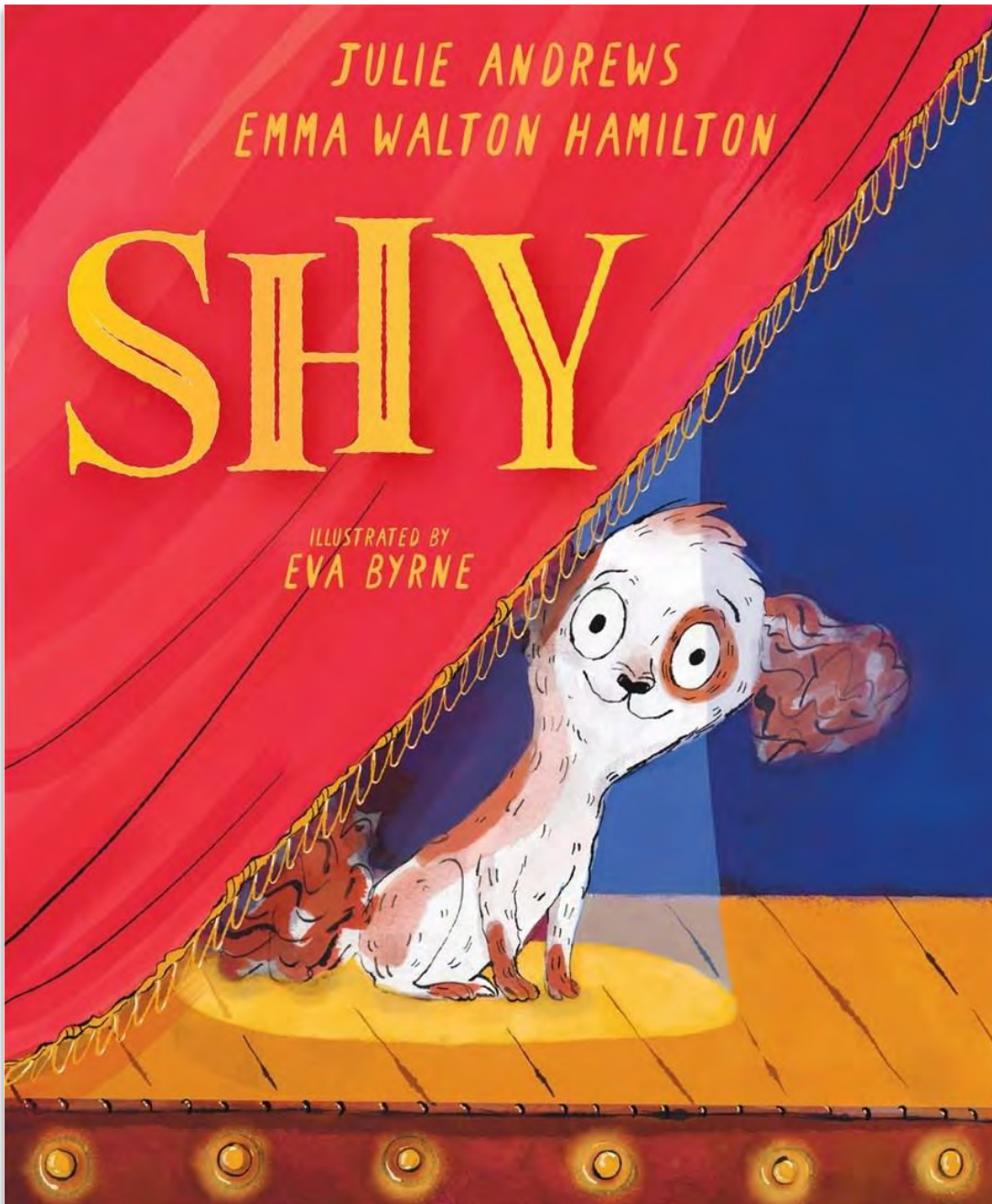


The audience greeted the man
with a welcoming round of applause.
He bowed, lifted his coattails, and sat
down before the great, glistening piano.
He took another deep breath . . . and
began to play his new composition.

In the dressing room.
Shy lifted her head.
A sweet, familiar sound
drifted toward her.



She stood up and walked to the door ...
then pressed her nose beneath it.



Shy

A PICTURE BOOK

Julie Andrews and Emma Walton Hamilton, Illustrated by Eva Byrne

From *New York Times* bestselling mother-daughter duo Julie Andrews & Emma Walton Hamilton and bestselling illustrator Eva Byrne comes an empowering tale of finding your voice—starring a shy puppy who discovers the magic of music.

- Shy is the smallest and quietest pup at the shelter. The world feels big, loud, and a bit scary to her sweet and gentle soul.
- Inspired by Julie Andrews’s real-life “singing” dog, this uplifting picture book invites readers to find their voice and share their talents with the world.
- Beloved iconic actress Julie Andrews and her daughter Emma Walton Hamilton are a powerhouse duo—complete with Emmy, Grammy, and Academy Awards—best known in the children’s book world for their *New York Times* bestselling *Very Fairy Princess* series.
- Pet parents and kids who love dogs won’t be able to resist this utterly charming puppy protagonist with big dreams of stepping into the spotlight. Byrne’s illustrations capture every true-to-life doggy expression and Shy’s winning personality.
- This book is inspired by Andrews’s real-life poodle pup, who sang (i.e., howled) along during rehearsals for *My Fair Lady*. Back matter includes an author’s note and photos of the real Shy, who refused to leave the piano or Andrews’s side.

AU \$32.99 | NZ \$36.99

9781419763205

40 Pages | Hardcover

Ages 4 to 8, Grades P to 3

Full-colour illustrations throughout


279 mm x 229 mm

Abrams Books for Young Readers

DIPLO

DINOSAUR

wants a
**ROAR-
SOME**
friend



Swapna Haddow
Yiting Lee


ALSO AVAILABLE



9781917044103



9781915569233



Diplo Dinosaur Wants a Roarsome Friend

Swapna Haddow, Illustrated by Yiting Lee

Dive into the world of young Diplo before he became the Jurassic kingdom's best loved mindfulness master with this brand new fiction series.

- Meet Diplo and his best pals, Spike and Mina, as they navigate dinosaur-sized firsts and all the big emotions and questions that come along their way.
- Diplo is a small dinosaur with very big feelings. He's feeling as jolly as a Gorgosaurus after a perfect morning having a cuddle with his favourite rock, eating yummy Fern Flakes for breakfast and drawing a comic with his best friend Mina.
- But when a new dinosaur joins the school and makes friends with Mina, Diplo's perfect morning turns into the WORST DAY EVER. Luckily, a mindfulness exercise helps him to appreciate his old friend... and even make a brand new one.

AU \$19.99 | NZ \$21.99
9781917768399
80 Pages | Paperback
Ages 5 to 7
228 mm x 152 mm
Magic Cat Publishing

Meet the DINOSAURS

Hi! I'm Diplo.

This story is all about me, my diplodocus family and my best friend. I'm also going to meet a new kid at school.

Diplo



He's not a regular kid. He's a T-Rex sort of a kid. Have you ever met a T-Rex sort of a kid?

Well, I haven't either. I have some BIG feelings about it...

Dotty



I'm Dotty. I'm Diplo's little sister. Though I'm not that little. I'm almost up to his shoulders!

Mina



I'm Mina and I'm a Stegosaurus. I love singing, skateboarding and eating freshly baked-on-lava-rock bread.

Spike



I'm Spike. I'm a T-Rex. I'm a bit nervous about this story! It's my very first day at a new school.



CHAPTER 1

Diplo was feeling as jolly as a Gorgosaurus having a giant ginkgo ice cream.

His morning had been perfect. He woke up and had a cuddle with his favourite rock, Wonky Rock.



At breakfast, Dad made him a bowl of his favourite cereal, yummy Fern Flakes.

And when Diplo brushed his teeth, he kept all the paste on his moss brush. Absolutely none of it dripped down his belly.



Even his little sister, Dotty, had been brilliant. She hadn't once whined on the way to school so Diplo had got there early.



There was time before class started to work on his comic with his best friend, Mina.



Mina looked at the drawing Diplo had been working on.

It was of a baby Stegosaurus surfing on lava. A volcano had just exploded through the roof of a dinosaur's cave.



And that baby steggie looks like me!



Diplo never liked the colouring as much as the drawing. Mina pulled the comic towards her and peered at it.



Mina thought for a moment.



She rubbed out the words she had started to write.



He had just grabbed a crayon when there was a knock at the classroom cave entrance.



Diplo looked up from the comic.



And *gulped*.

His perfect morning was over.

He was looking straight into the eyes of a **T-REX!**



CHAPTER 2

“I’m Spike,” the pocket-sized T-Rex said, with a wide, toothy grin. The entire class screamed with terror.



Mum's GRATITUDE EXERCISE

Sometimes we can forget how special our loved ones and friends are – we see them every day and we can take them for granted. This means we forget the kind things they do for us. It's good to take a moment to remember how special our loved ones are.



1. Take a deep breath in and close your eyes.



2. Think about your loved one or friend.



3. Think about a kind thing they have done for you.




4. Imagine that you are radiating love and kindness towards that person.



5. Let gratitude fill your heart.



6. Say thank you out loud for all they do for you.



Diplo Dinosaur Wants a Roarsome Friend

Swapna Haddow, Illustrated by Yiting Lee

Dive into the world of young Diplo before he became the Jurassic kingdom's best loved mindfulness master with this brand new fiction series.

- Meet Diplo and his best pals, Spike and Mina, as they navigate dinosaur-sized firsts and all the big emotions and questions that come along their way.
- Diplo is a small dinosaur with very big feelings. He's feeling as jolly as a Gorgosaurus after a perfect morning having a cuddle with his favourite rock, eating yummy Fern Flakes for breakfast and drawing a comic with his best friend Mina.
- But when a new dinosaur joins the school and makes friends with Mina, Diplo's perfect morning turns into the WORST DAY EVER. Luckily, a mindfulness exercise helps him to appreciate his old friend... and even make a brand new one.

AU \$19.99 | NZ \$21.99
9781917768399
80 Pages | Paperback
Ages 5 to 7
228 mm x 152 mm
Magic Cat Publishing

**SpongeBob
SquarePants**


MYSTERIES

STAGE FRIGHT!




by David Lewman

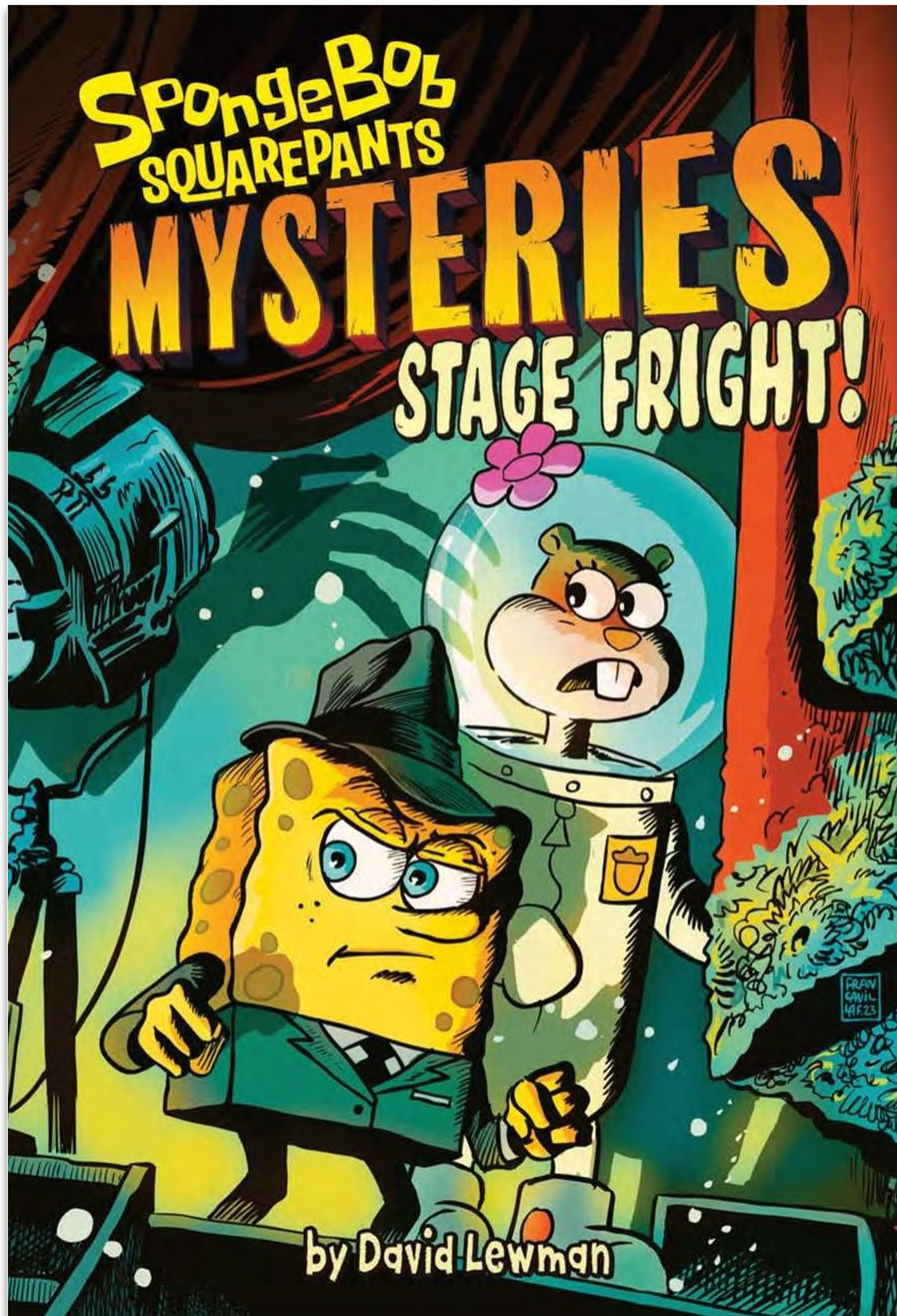
ALSO AVAILABLE



9781419757730



9781419762079



Stage Fright! (SpongeBob SquarePants Mysteries #3)

David Lewman, Illustrated by Francesco Francavilla

In David Lewman's *Stage Fright*, the third book in the SpongeBob SquarePants Mystery middle-grade series, SpongeBob is back with a new partner and a new case that will take them through the mysterious corners of Bikini Bottom's theater world.

- The Drippy Lane Theater is on its last legs. Luckily, an eccentric director comes to town to stage a new play sure to grab everyone's attention—even King Neptune's! If the show is a success, the theater is bound to be saved. But when a series of disastrous mishaps occur, the stage is set . . . for a mystery!
- Enter Detective SpongeBob SquarePants and his new partner, Sandy Cheeks. In order to crack this case, they'll have to step out of the spotlight and into the shadows to discover just who is responsible for all this drama. Can they solve the case before the theater is closed for good?
- Blends multiple genres of storytelling—from classic noir to supernatural adventure—all while maintaining the same humor and levity that comes with a SpongeBob story. This series has something for any fan at any age.
- Featuring beautiful black-and-white chapter heading illustrations by comics superstar Francesco Francavilla.

AU \$14.99 | NZ \$19.99
9781419762093

224 Pages | Paperback
Ages 8 to 12

Black-and-white chapter opening illustrations
203 mm x 140 mm
Amulet Paperbacks



Stage Fright! (SpongeBob SquarePants Mysteries #3)

David Lewman, Illustrated by Francesco Francavilla

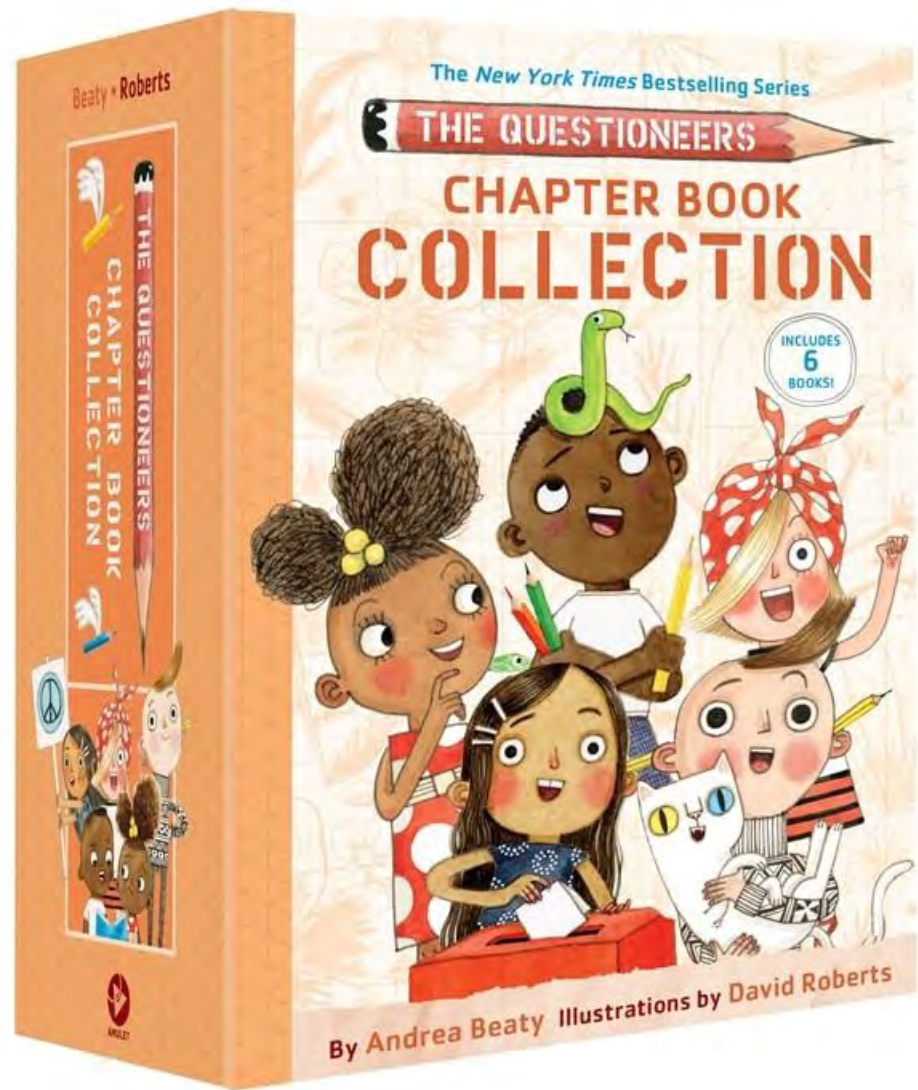
In David Lewman's *Stage Fright*, the third book in the SpongeBob SquarePants Mystery middle-grade series, SpongeBob is back with a new partner and a new case that will take them through the mysterious corners of Bikini Bottom's theater world.


- The Drippy Lane Theater is on its last legs. Luckily, an eccentric director comes to town to stage a new play sure to grab everyone's attention—even King Neptune's! If the show is a success, the theater is bound to be saved. But when a series of disastrous mishaps occur, the stage is set . . . for a mystery!
- Enter Detective SpongeBob SquarePants and his new partner, Sandy Cheeks. In order to crack this case, they'll have to step out of the spotlight and into the shadows to discover just who is responsible for all this drama. Can they solve the case before the theater is closed for good?
- Blends multiple genres of storytelling—from classic noir to supernatural adventure—all while maintaining the same humor and levity that comes with a SpongeBob story. This series has something for any fan at any age.
- Featuring beautiful black-and-white chapter heading illustrations by comics superstar Francesco Francavilla.

AU \$14.99 | NZ \$19.99
9781419762093

224 Pages | Paperback
Ages 8 to 12

Black-and-white chapter opening illustrations
203 mm x 140 mm
Amulet Paperbacks





The Questioners Chapter Book Collection (Books 1-6)

BOOKS 1-6

Andrea Beaty, Illustrated by David Roberts

A new collectible box set that includes six of the beloved *New York Times* bestselling Questioners chapter books!

- Three cheers for the Questioners! Celebrate science, perseverance, and creativity in this 6-book box.
- Follow Iggy Peck, Rosie Revere, Ada Twist, Sofia Valdez, and Aaron Slater on all of their adventures! Add the picture books, chapter books, and activity books starring the Questioners by Andrea Beaty and David Roberts to your family library today.
- Both the Questioners picture books and chapter books are *New York Times* bestsellers, and the momentum keeps building. The chapter books collectively have nearly 800,000 copies.
- *Ada Twist, Scientist*, the animated Netflix show, launched in September 2021. This box set is perfect for fans discovering Ada for the first time through the new show.
- The collectible box set format comes just in time for holiday gift giving.

AU \$120.00 | NZ \$130.00

9781419771378

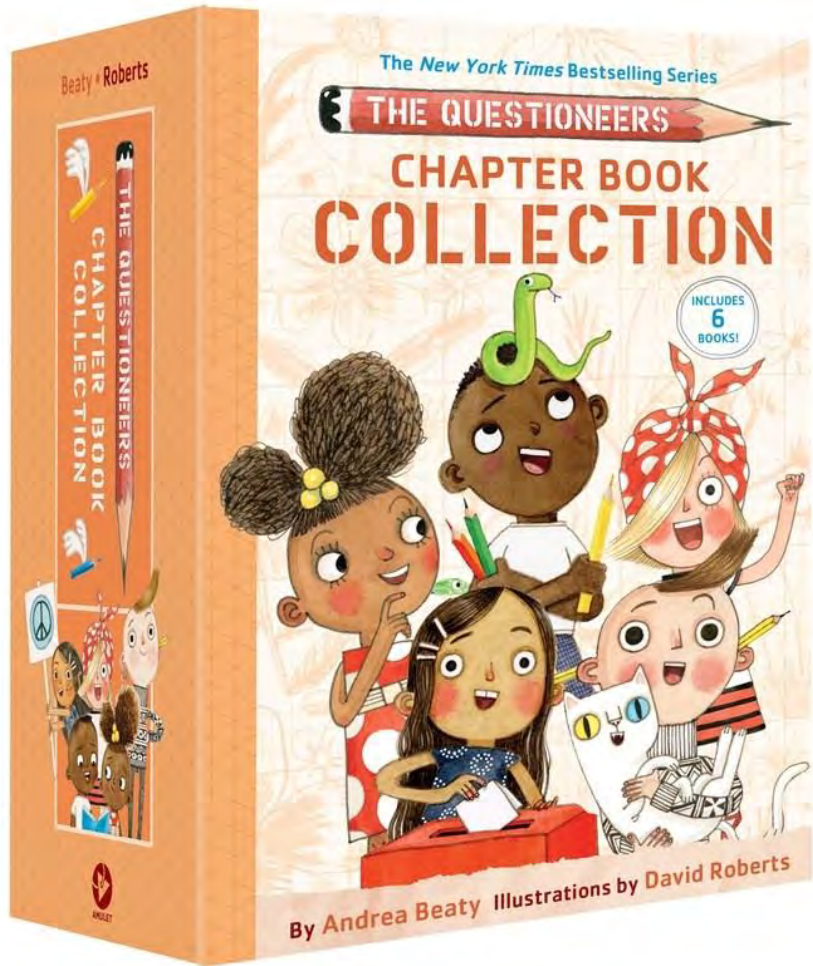
896 Pages | Multiple-component retail product

Ages 6 to 9

Two-colour illustrations throughout

220 mm x 150 mm

Amulet Books





The Questioners Chapter Book Collection by the *New York Times* bestselling team Andrea Beaty and David Roberts is a celebration of STEAM, friendship, and making a difference in your community.

READ. QUESTION. THINK.

INCLUDES








COLLECT ALL OF THE QUESTIONERS BOOKS!



There's more to discover at Questioners.com














The Questioners Chapter Book Collection (Books 1-6)

BOOKS 1-6

Andrea Beaty, Illustrated by David Roberts


A new collectible box set that includes six of the beloved *New York Times* bestselling Questioners chapter books!

- Three cheers for the Questioners! Celebrate science, perseverance, and creativity in this 6-book box.
- Follow Iggy Peck, Rosie Revere, Ada Twist, Sofia Valdez, and Aaron Slater on all of their adventures! Add the picture books, chapter books, and activity books starring the Questioners by Andrea Beaty and David Roberts to your family library today.
- Both the Questioners picture books and chapter books are *New York Times* bestsellers, and the momentum keeps building. The chapter books collectively have nearly 800,000 copies.
- *Ada Twist, Scientist*, the animated Netflix show, launched in September 2021. This box set is perfect for fans discovering Ada for the first time through the new show.
- The collectible box set format comes just in time for holiday gift giving.

AU \$120.00 | NZ \$130.00
9781419771378

896 Pages | Multiple-component retail product
Ages 6 to 9

Two-colour illustrations throughout
220 mm x 150 mm
Amulet Books




Nathan Hale's Hazardous Tales Fourth 3-Book Box Set

COLD WAR CORRESPONDENT; BLADES OF FREEDOM; AND ABOVE THE TRENCHES

Nathan Hale

A collectible box set featuring three fan-favorite tales of American history from author-illustrator Nathan Hale's *New York Times* bestselling *Hazardous Tales* graphic novel series.

- Hilarious, gruesome, and packed with facts, this series introduces readers to some of the strangest moments in history.
- In this boxed set, readers will hide behind enemy lines with reporter Marguerite Higgins in *Cold War Correspondent: A Korean War Tale*, fight alongside Haitian revolutionaries in *Blades of Freedom: A Tale of Haiti, Napoleon, and the Louisiana Purchase*, and soar through the sky with American fighter pilots in *Above the Trenches: A WWI Flying Ace Tale*.
- Titles from the series have hit #1 on the *New York Times* bestseller list, and cumulatively spent dozens of weeks on the list. The series has grossed over 1.8 million copies and is still going strong.
- Hale is creating all-new art for the box, making it the perfect gift and collector's item.



AU \$69.99 | NZ \$79.99

9781419777332


384 Pages | Multiple-component retail product

Ages 8 to 12

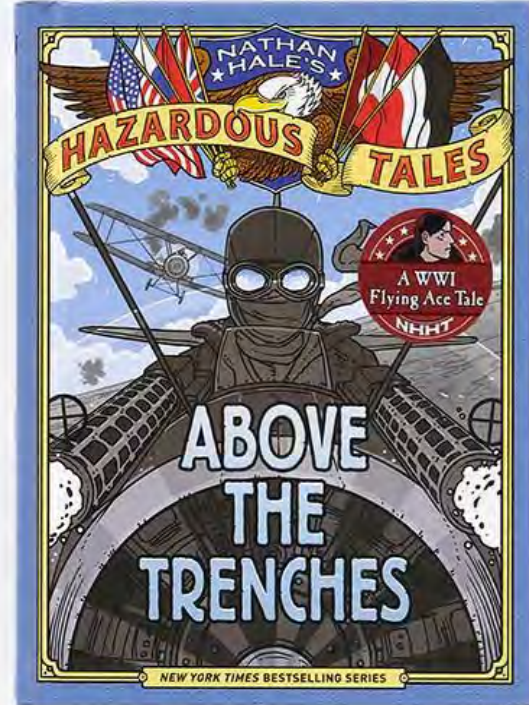
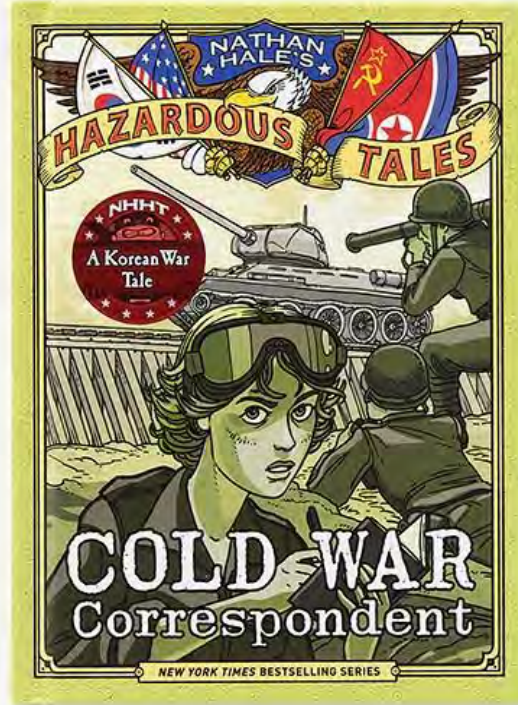

Two-colour illustrations throughout

206 mm x 151 mm

Abrams Fanfare









NATHAN HALE'S
HAZARDOUS TALES

TWENTY-TWO
BAZOOKA BLASTS AND THE
TANK ISN'T EVEN SLOWING!

NEW YORK TIMES BESTSELLING SERIES




Nathan Hale's Hazardous Tales Fourth 3-Book Box Set

COLD WAR CORRESPONDENT; BLADES OF FREEDOM; AND ABOVE THE TRENCHES

Nathan Hale

A collectible box set featuring three fan-favorite tales of American history from author-illustrator Nathan Hale's *New York Times* bestselling *Hazardous Tales* graphic novel series.

- Hilarious, gruesome, and packed with facts, this series introduces readers to some of the strangest moments in history.
- In this boxed set, readers will hide behind enemy lines with reporter Marguerite Higgins in *Cold War Correspondent: A Korean War Tale*, fight alongside Haitian revolutionaries in *Blades of Freedom: A Tale of Haiti, Napoleon, and the Louisiana Purchase*, and soar through the sky with American fighter pilots in *Above the Trenches: A WWI Flying Ace Tale*.
- Titles from the series have hit #1 on the *New York Times* bestseller list, and cumulatively spent dozens of weeks on the list. The series has grossed over 1.8 million copies and is still going strong.
- Hale is creating all-new art for the box, making it the perfect gift and collector's item.



AU \$69.99 | NZ \$79.99

9781419777332

384 Pages | Multiple-component retail product

Ages 8 to 12

Two-colour illustrations throughout

206 mm x 151 mm

Abrams Fanfare

